



New York State  
Parks, Recreation and  
Historic Preservation

GOVERNOR  
KATHY HOCHUL

COMMISSIONER  
ERIC KULLESEID

## Exhibit A - Exhibit Drawings Amendment 1

# ORIENTATION EXHIBITION AT BAYARD CUTTING ARBORETUM VISITOR CENTER

ADDRESS: BAYARD CUTTING ARBORETUM STATE PARK  
440 MONTAUK HWY GREAT RIVER, NY 11739

CONTRACT #: C003623  
SUBMISSION: Bid Set

### LONG ISLAND CAPITAL DISTRICT

625 BELMONT AVENUE  
WEST BABYLON, NY 11704

EXECUTIVE DEPUTY COMMISSIONER  
TOM ALWORTH


LONG ISLAND CAPITAL DISTRICT MANAGER  
VESNA HADZIBABIC, PE, LEED AP BD+C

LONG ISLAND REGIONAL DIRECTOR  
GEORGE GORMAN JR.

#### CONSULTANTS:

**MBB Architects**  
48 W 37th St, 14th Flr  
New York NY 10018  
(212) 768-7676

#### ARCHITECT OF RECORD:



NAME Mary C. Burnham

DATE 05/08/2023

DocuSigned by:

*V. Hadzibabic*

DATE 5/12/2023

**VESNA HADZIBABIC**  
CAPITAL DISTRICT MANAGER  
LONG ISLAND STATE PARKS

DocuSigned by:

*George Gorman*

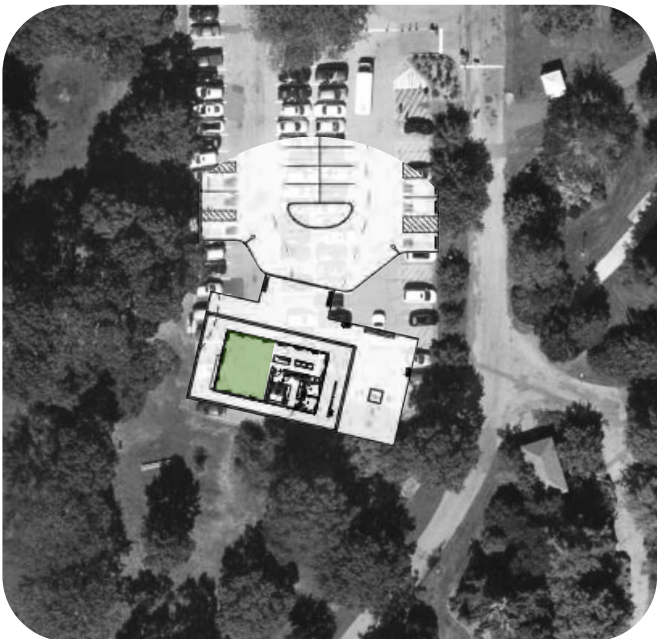
DATE 5/9/2023

**GEORGE GORMAN JR.**  
REGIONAL DIRECTOR  
LONG ISLAND STATE PARKS



LOCATION PLAN

NOT TO SCALE



AERIAL OF PROPOSED LOCATION

NOT TO SCALE



EXTERIOR VIEW of PROPOSED SITE

NOT TO SCALE

T 001



DRAWING INDEX

No.	TITLE
T 001	COVER SHEET
X 001	DRAWING INDEX
X 002	SYMBOLS and ABBREVIATIONS
X 003	GENERAL NOTES
X 100	PLAN: AREA of WORK
X 101	PLAN: EXHIBITION
X 102	PLAN: AV INSTALLATIONS
X 103	PLAN: AV EQUIPMENT SCHEDULE and WIRING DIAGRAM
X 104	PLAN: REFLECTED CEILING PLAN
X 105	PLAN: POWER and DATA PLAN
X 201	VIEW SOUTH: EXHIBIT 01 'A MUSEUM of TREES'
X 202	VIEW NORTH: EXHIBIT 01 'WHAT is a COLLECTION?'
X 203	VIEW EAST: EXHIBIT 02 'TREE SCIENCE'
X 204	VIEW SOUTH: EXHIBIT 03 'LANDSCAPE HISTORY'
X 205	VIEW WEST: EXHIBIT 04 'CLIMATE and CONSERVATION'
X 206	VIEW NORTH: EXHIBIT 05 and EVENT PROJECTION
X 207	EAST ELEVATION EXTERIOR: OUTDOOR MAP
X 310	GRAPHICS and CONTENT: EXHIBIT 01
X 311	GRAPHICS and CONTENT: EXHIBIT 01
X 320	GRAPHICS and CONTENT: EXHIBIT 02
X 321	GRAPHICS and CONTENT: EXHIBIT 02
X 330	GRAPHICS and CONTENT: EXHIBIT 03
X 340	GRAPHICS and CONTENT: EXHIBIT 04
X 350	GRAPHICS and CONTENT: EXHIBITS 05 and 06
X 370	GRAPHICS and CONTENT: INFO DISPLAY, OUTDOOR MAP

No.	TITLE
X 410	CASEWORK: EXHIBIT 01 'WHAT is an ARBORETUM'
X 411	CASEWORK DETAILS: EXHIBIT 01
X 412	CASEWORK DETAILS: EXHIBIT 01
X 420	CASEWORK: EXHIBIT 02 'TREE SCIENCE'
X 421	CASEWORK DETAILS: EXHIBIT 02
X 422	CASEWORK DETAILS: EXHIBIT 02
X 423	CASEWORK DETAILS: EXHIBIT 02
X 424	CASEWORK DETAILS: EXHIBIT 02
X 430	CASEWORK: EXHIBIT 03 'LANDSCAPE HISTORY'
X 431	CASEWORK DETAILS: EXHIBIT 03
X 440	CASEWORK: EXHIBIT 04 'CONSERVATION'
X 441	CASEWORK: EXHIBIT 04 and EXHIBIT 06
X 442	CASEWORK DETAILS: EXHIBITS 03 and 04
X 443	SUPPORT BRACKETS: EXHIBITS 03 and 04
X 450	CASEWORK: EXHIBIT 05 'MAP TABLE'
X 451	CASEWORK DETAILS: EXHIBIT 05
X 452	CASEWORK DETAILS: EXHIBIT 05



NOTE

**Sheets X 300 - X 370, content, graphic reproduction, labels, and text files are schematic only.** These will to be updated to reflect final material after contract award.



**Bayard Cutting Arboretum  
Visitor Center  
Orientation Room Exhibition**

Bayard Cutting Arboretum State Park  
440 Montauk Hwy  
Great River NY 11739

Consultants

Architect

MBB Architects  
48 W 37th St, 14th Flr  
New York NY 10018 (212)  
768-7676

DATE	ISSUE	REV
01/25/23	95% CD	
02/10/23	95% CD	1
03/17/23	100% CD	
04/28/23	BID SET	
06/06/23	Index Update	



**X 001**  
DRAWING INDEX



Bayard Cutting Arboretum  
Visitor Center  
Orientation Room Exhibition

Bayard Cutting Arboretum State Park  
440 Montauk Hwy  
Great River NY 11739

Consultants

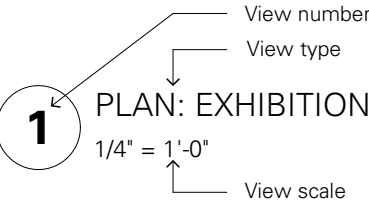
**Architect**  
MBB Architects  
48 W 37th St, 14th Flr  
New York NY 10018 (212)  
768-7676

DATE	ISSUE	REV
01/25/23	95% CD	
02/10/23	95% CD	1
03/17/23	BID SET	

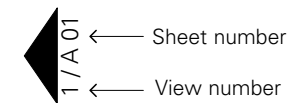
X 002  
DRAWING KEYS and  
ABBREVIATIONS

DRAWING KEYS

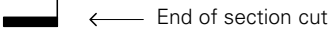
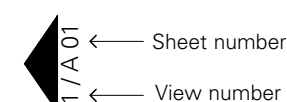
VIEW LABEL



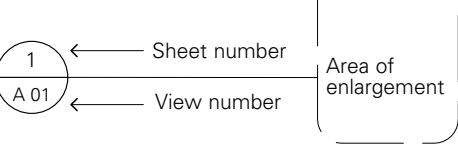
ELEVATION SYMBOL



SECTION SYMBOL



DETAIL SYMBOL

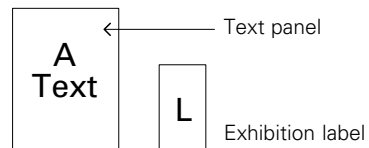


TAGS

GALLERY ONE Room tag

P1 Wall type

1'-0" A.F.F. Elevation tag



WD-1 Material tag

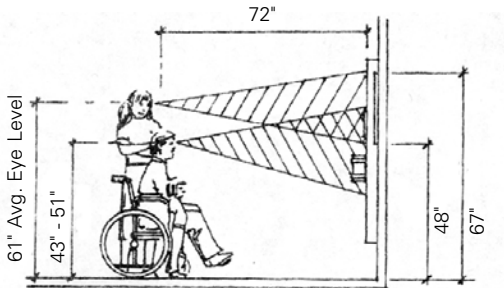
C-3.1 Case or platform number

AV4.1 Equipment number


3.50 Exhibition artifact number

G3.50 Exhibition graphic reproduction number

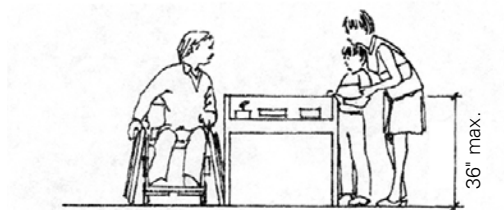
ACCESSIBILITY GUIDELINES



AVERAGE VIEWING SITELINES



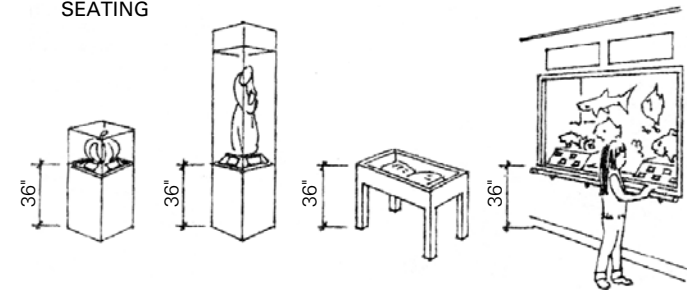
PROTRUDING OBJECT HAZARD and WARNING



HEIGHT OF TABLE CASE



SEATING



CASE HEIGHTS FOR ACCESSIBLE VIEWING

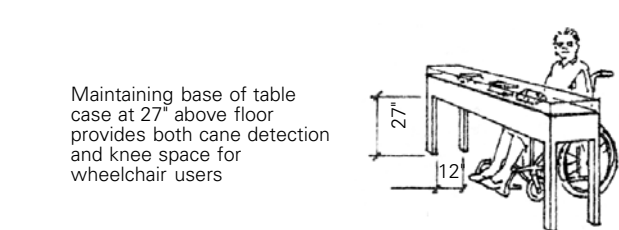


TABLE CASE HEIGHT

GENERAL ABBREVIATIONS

avg.	average
a.f.f.	above finish floor
alum	aluminum
b.o.	bottom of
btwn.	between
exist'g	existing
ext'g	
GWB	gypsum wall board, sheetrock, drywall
Med.	medite
MDF	medium density fiberboard
NDM	National Design Museum
ply	plywood
ptd.	painted
req'd	required
r.o.	rough opening
s.b.o.	supplied by Owner
t.o.	top of
typ.	typically
u.n.o.	unless noted otherwise
v.i.f.	verify in field
w/	with
CL	centerline



GENERAL NOTES

General

- 1. The Exhibition Fabricator ("Fabricator") shall supply all labor, tools, materials, and equipment necessary to complete the work as indicated on the drawings and specifications.
- 2. The Fabricator is responsible for the proper engineering, construction, handling, installation, structural integrity, and the proper and safe functioning of all elements.
- 3. The Fabricator shall verify and guarantee all critical measurements as required for the work, including those provided by Exhibit Designer, Owner, and others. All such dimensions shall be shown on the shop drawings.
- 4. In case of discrepancy between the drawings and/or written specifications, the Fabricator should contact the Designer and mutually agree upon a solution with the Director's Representative.
- 5. Minor details not usually shown or specified, but necessary for proper construction of any part of the work shall be included as if they were indicated in the drawings.
- 6. All materials and equipment noted on drawings are new unless indicated otherwise.
- 7. The Fabricator shall verify all existing conditions in the field prior to commencing the work, and shall report any discrepancies between drawing and field conditions to the Director's Representative. Do not scale drawings.
- 8. Fabricator is responsible for understanding all conditions on site, whether indicated on drawings or not.
- 9. A walk-through of the site with the GC Contractor, the Director's Representative in attendance, and the Designer shall be performed before any work commences.

Site Protection

- 1. Installation of the exhibition will be within a finished environment. The Fabricator shall follow NYS Parks and GC Contractor guidelines for protection of the building.
- 2. The Fabricator is responsible for the protection of all conditions and materials within the proposed area of work, and surrounding areas. All finished surfaces along load in paths will be adequately protected if needed. The Fabricator have sole responsibility for any damage or injuries caused by or during execution of the work.
- 3. Debris, dirt, and dust are to be kept to a minimum, confined to the immediate construction area, and cleaned up and cleared from the building to avoid any excessive accumulation. The site will be left "broom clean" upon completion of work each day. All trash is to be legally disposed of off site.

Coordination of Work

- 1. It is the Fabricator's responsibility to be familiar with the Exhibition Construction Documents. In the event that the base building conflicts with the needs of the Exhibition, the Fabricator shall notify the Director's Representative and Designer as soon as discovered, and prior to performing the work.
- 2. The Fabricator shall coordinate requirements for any electronic devices, audio-visual equipment, and wiring to exhibit lighting. The Fabricator is also responsible for coordinating all trades required to install the exhibition, whether part of this contract or not. This equipment will fit properly into the interior provided by the GC Contractor.
- 3. The Fabricator shall coordinate all site operations with the Director's Representative and GC Contractor. This includes, but is not limited to, areas for material storage, access to and from the work area, timing and sequence of the work, special consideration of noise, dust, vapors, and/or utility operations.
- 4. The Fabricator is responsible for verifying all dimensions as required for proper coordination with other work, including, but not limited to Owner supplied materials (artifacts), GC Contractor supplied items, Exhibit suppliers or subcontractors.
- 5. Fabricator failure to make known his/her needs and determine the requirements of others shall not be cause for additional compensation to correct interferences, or for extra work which could have been avoided by proper coordination.

Code Compliance and Safety

- 1. The Fabricator's work shall comply with all applicable Federal and State building and safety codes and the best trade practices.
- 2. All aspects of the exhibition: label design, content, platform materials, finishes and clearance dimensions shall comply with the Americans with Disabilities Act Accessibility Guidelines for Buildings and Facilities as well as the Smithsonian Guidelines for Accessible Exhibit Design .
- 3. There shall be no sharp edges or pinch points on any assemblies.
- 4. All fasteners exposed to the public shall be tamper-resistant per drawings.
- 5. Exhibit elements to comply with requirements indicated for design, dimensions, member sizes, and spacing, details, finish, and anchorage, but shall not be less than that required for support of typical loads and visitor safety.



Bayard Cutting Arboretum  
Visitor Center  
Orientation Room Exhibition

Bayard Cutting Arboretum State Park  
440 Montauk Hwy  
Great River NY 11739

Consultants

Architect

MBB Architects  
48 W 37th St, 14th Flr  
New York NY 10018 (212)  
768-7676

DATE	ISSUE	REV
02/10/23	95% CD	
03/17/23	BID SET	
07/19/23	GN Update	



X 003  
GENERAL NOTES



Bayard Cutting Arboretum  
Visitor Center  
Orientation Room Exhibition

Bayard Cutting Arboretum State Park  
440 Montauk Hwy  
Great River NY 11739

Consultants

Architect

MBB Architects  
48 W 37th St, 14th Flr  
New York NY 10018 (212)  
768-7676

Area 4  
AV Media  
Control Closet

Area 5  
Outdoor Map  
see X 208

DATE	ISSUE	REV
01/25/23	95% CD	
02/10/23	95% CD	1
03/17/23	100% CD	
04/28/23	BID SET	

NOTES

1. All building construction, including internal wall blocking for exhibits will be provided by GC Contractor
2. All lighting and data points will be provided by GC Contractor as indicated on X104
3. Select millwork areas will require coordination with respect to scope and schedule with GC Contractor

Area 6

Bid to include the installation of Commercial Feather Friendly window markers or approved equal commercial bird friendly markers installation along all windows around the Visitor Center, refer to Exhibit C sheets A-101 & A-201. Graphic design to be completed by others for production and installation by exhibition contractor.



X 100  
AREA of WORK

Area 1  
Orientation Exhibition

Area 2  
Comment shelf

Area 3  
Information Digital Signage (AV)  
see X 207

0 10 20 FT

1 PLAN INSTALLATION AREAS  
3/16" = 1'-0"

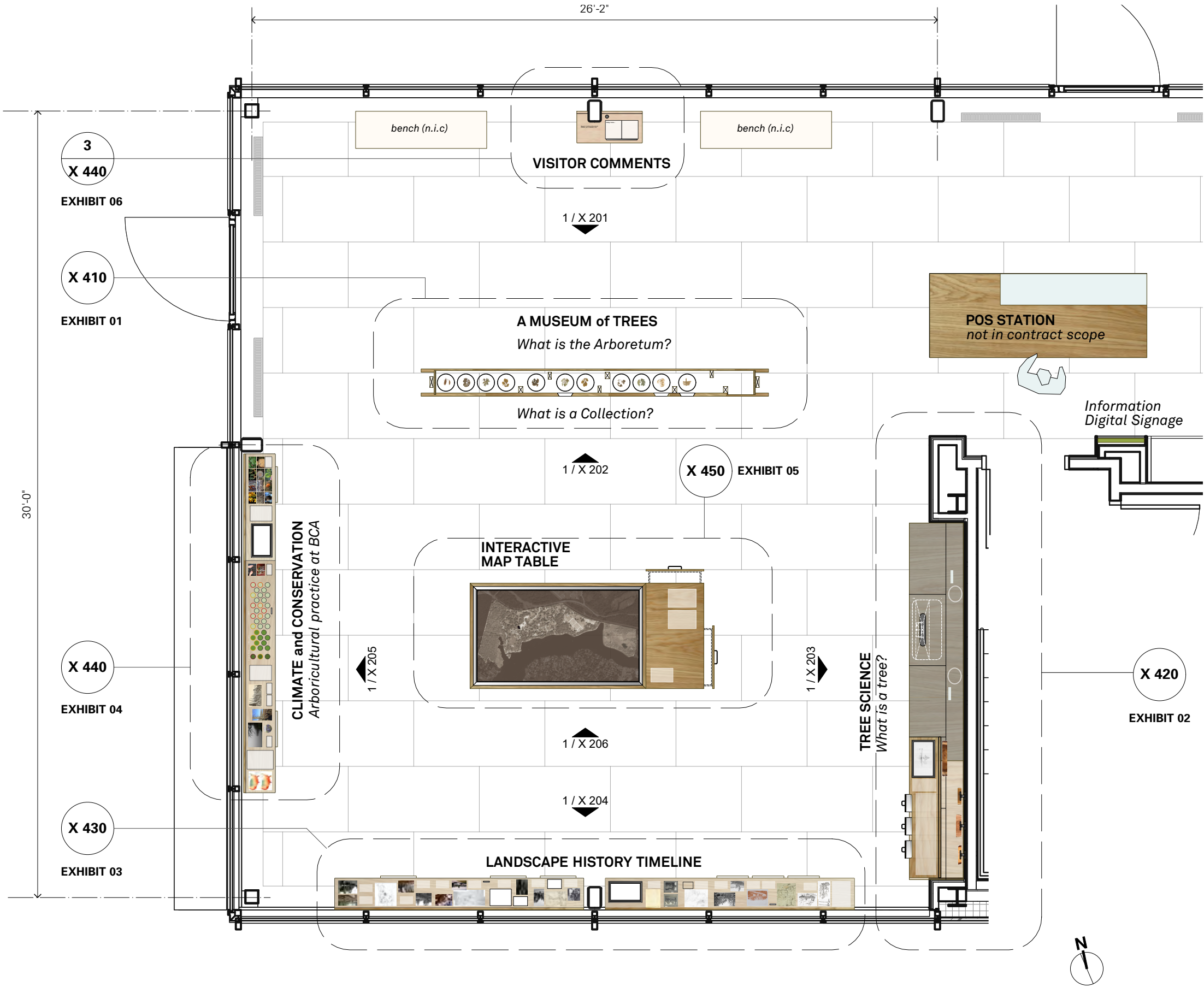


Bayard Cutting Arboretum  
Visitor Center  
Orientation Room Exhibition

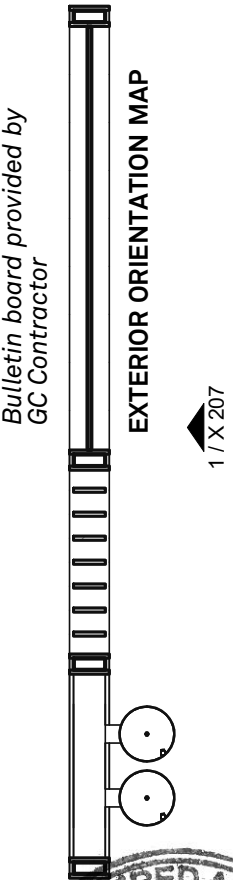
Bayard Cutting Arboretum State Park  
440 Montauk Hwy  
Great River NY 11739

Consultants

**Architect**  
MBB Architects  
48 W 37th St, 14th Flr  
New York NY 10018 (212)  
768-7676



1 PLAN  
1/4" = 1'-0"



DATE	ISSUE	REV
01/25/23	95% CD	
02/10/23	95% CD	1
03/17/23	BID SET	



X 101  
EXHIBITION



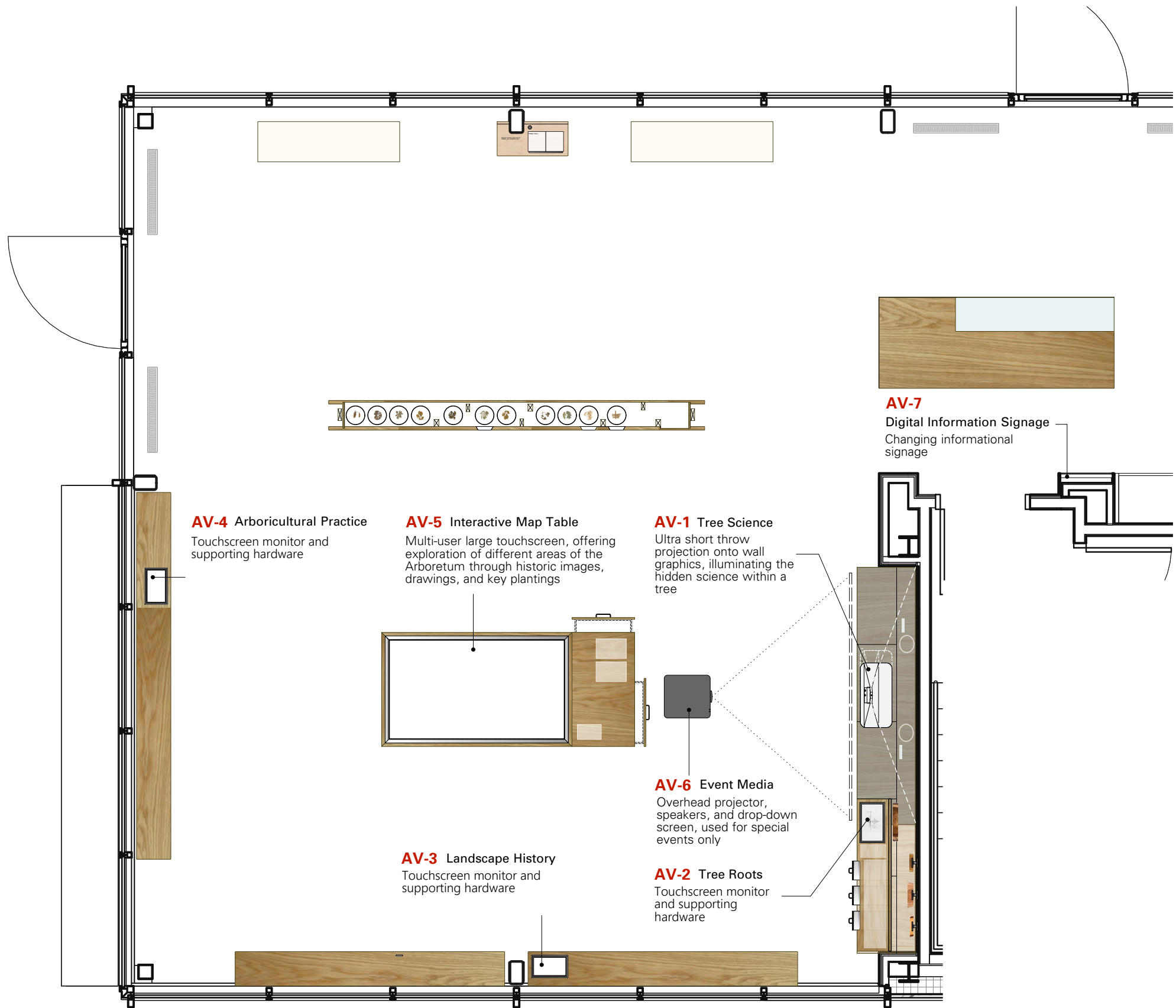
Bayard Cutting Arboretum  
Visitor Center  
Orientation Room Exhibition

Bayard Cutting Arboretum State Park  
440 Montauk Hwy  
Great River NY 11739

Consultants

Architect

MBB Architects  
48 W 37th St, 14th Flr  
New York NY 10018 (212)  
768-7676



1 PLAN AV INSTALLATIONS  
1/4" = 1'-0"



DATE	ISSUE	REV
01/25/23	95% CD	
02/10/23	95% CD	1
03/17/23	100% CD	
04/28/23	BID SET	





AV EQUIPMENT SCHEDULE

INSTALLATION	No.	SPECIFICATION
AV-1 Tree Science	AV1.1	Epson LS800 UST Short Throw Projector
	AV1.2	Brightsign HD225 Media Player
	AV1.3	Furman SS-6B Surge Supressor
AV-2 Tree Roots	AV2.1	Beetronics 17TS7M 17" Touchscreen
	AV2.2	Brightsign HD1024 Media Player
	AV2.3	Furman SS-6B Surge Supressor
AV-3 Landscape History	AV3.1	Beetronics 15TS7M 15" Touchscreen
	AV3.2	Brightsign HD1024 Media Player
	AV3.3	Furman SS-6B Surge Supressor

INSTALLATION	No.	SPECIFICATION
AV-4 Arboricultural Practice	AV4.1	Beetronics 15TS7M 15" Touchscreen
	AV4.2	Brightsign HD1024 Media Player
	AV4.3	Furman SS-6B Surge Supressor
AV-5 Interactive Map	AV5.1	Planar URP85-ERO-T LCD Touch Display
	AV5.2	Brightsign XD1035 Media Player
	AV5.3	Furman SS-6B Surge Supressor
AV-6 Event Projection	AV6.1a	Sony VPL-FHZ80 6K Lumen Projector
	AV6.1b	Sony VPLL-3007 Short Throw Lens
	AV6.2	QSC AC-S6T Ceiling Mounted Speakers

INSTALLATION	No.	SPECIFICATION
AV-6 Event Projection	AV6.3	Panasonic DP-UB820K Blu-ray Media Player
	AV6.4	Lab Gruppen LUCIA 120/2 Audio Amplifier
	AV6.5	Furman M-8x2 Power Rack
	AV6.6	Draper 142028 Reverse Scrolling Projection Screen
	AV6.7	Chief RPAU Universal Ceiling Mount
	AV6.8	Auray RS-2U Rack Shelf (for media player)
AV-7 Information Signage	AV7.1	NEC M431 43" Large Format LCD Display
	AV7.2	Brightsign HD225 Media Player
	AV7.3	Peerless SF640P Universal Flat Wall Mount



**Bayard Cutting Arboretum  
Visitor Center  
Orientation Room Exhibition**

Bayard Cutting Arboretum State Park  
440 Montauk Hwy  
Great River NY 11739

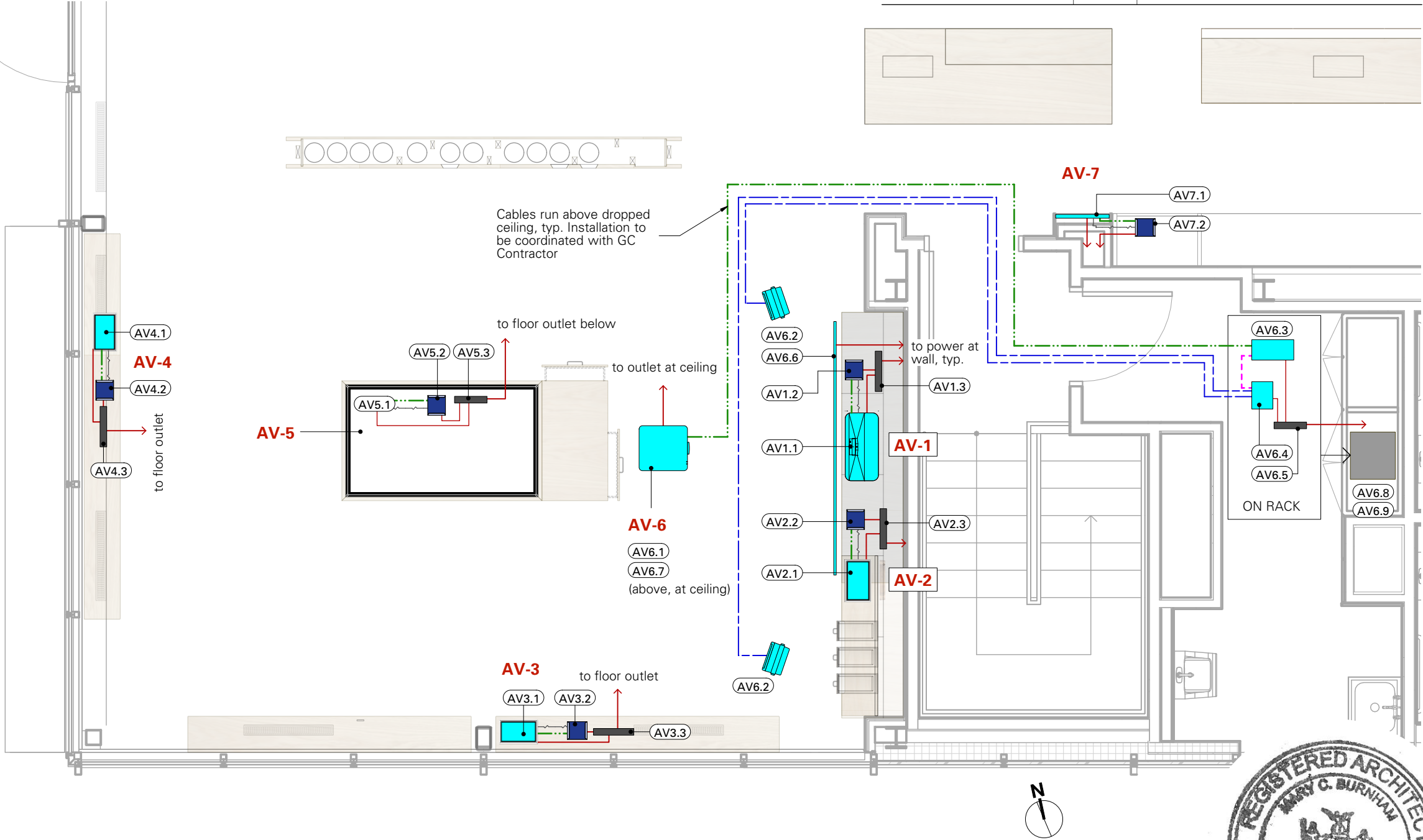
Consultants

**Architect**  
MBB Architects  
48 W 37th St, 14th Flr  
New York NY 10018 (212)  
768-7676

**Note:** Owner to provide exhibit contractor all items on A/V equipment schedule. Exhibit contractor to be responsible to install all of these equipment and provide any other items required to install per the design intent, including but not limited to brackets and USB/HDMI cables. Exhibit contractor to be responsible to coordinate all installation with the Visitor Center electric contractor.

CABLE KEY

- Power
- HDMI Data Cable
- USB Data Cable
- 24GA Speaker Cable
- Audio Cable

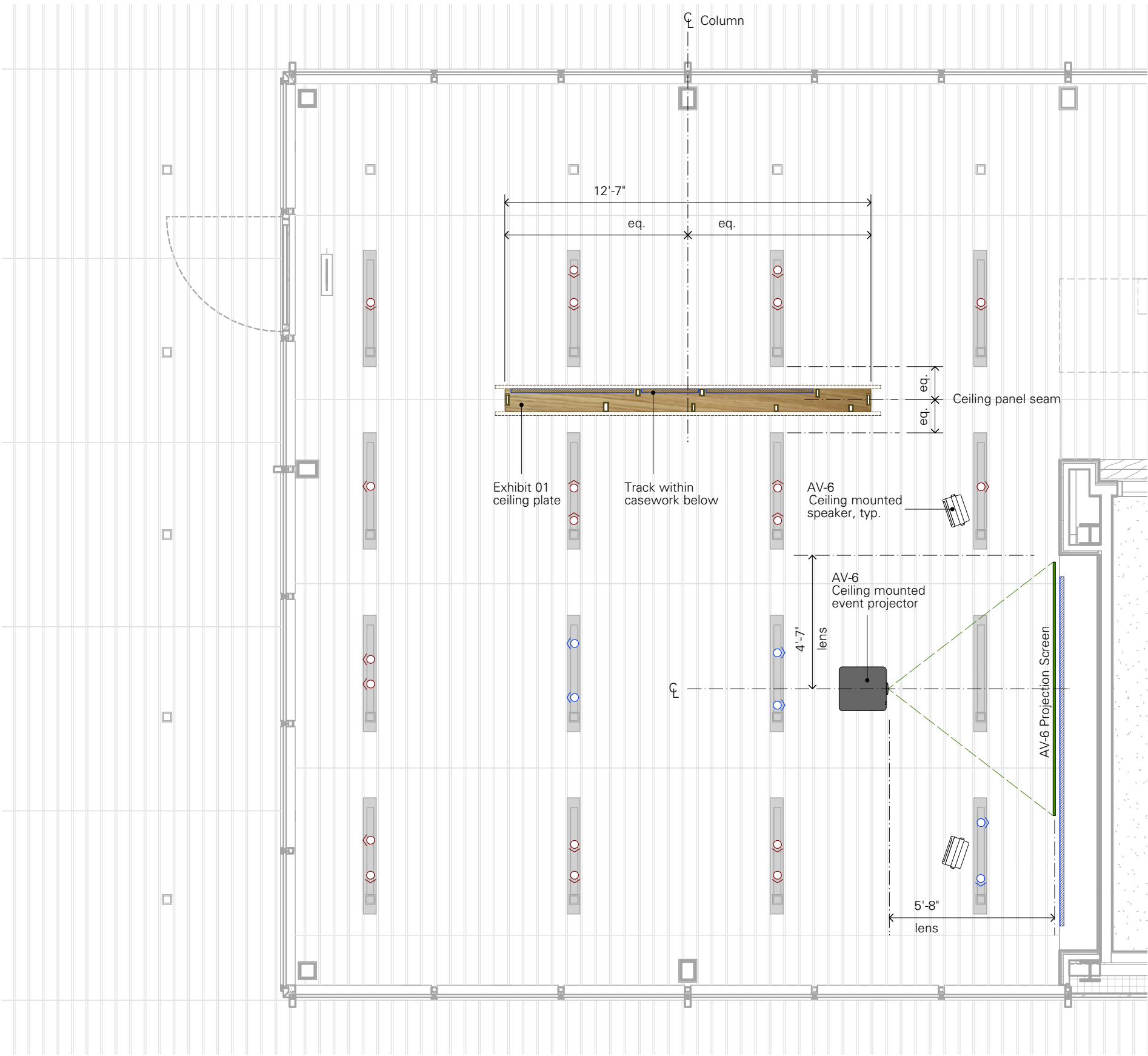


1 PLAN AV WIRING DIAGRAM  
1/4" = 1'-0"



DATE	ISSUE	REV
02/10/23	95% CD	
03/17/23	100% CD	
04/28/23	BID SET	
05/24/23	A/V UPDATE	
08/23/23	Amendment 1	





1 REFLECTED CEILING PLAN

LIGHTING EQUIPMENT SCHEDULE

MFR	No.	QTY	DESCRIPTION
LSI Inc.	General Lighting, provided by GC Contractor		
	LX2030 series	26	Track fitting per MBB specs: 1500 lum., 83 CRI, 16W, 3000°K S1 Optic 15°
	LX-S40-REF-CLR	26	S4 40° reflector for track fitting
	LX2030B	26	Cross baffle, black
Luxam	Exhibit 01: 'Museum of Trees'		
	L-MTHTK-100-B	1	1m H-track, cut to size in field
	L-MTHTK-200-H	2	2m H-track, cut to size in field
	L-MTEC-01-B	3	End power feed for H-track
	L-MTCP-01-B	3	End cap for H-Track
	L-MTSP-12-4K-B	12	1W track mounted spotlights, 4K
	L-MTFH-10	12	Filter holder for spotlights
	PLC-30-12	1	Power driver
Luxam	Exhibit 02: 'Tree Science'		
	L-MTHTK-200-B	2	2m H-track, cut to size in field
	L-MTEC-01-B	1	End power feed for H-track
	L-MTSJ-01-B	1	Power joiner for H-Track
	L-MTCP-01-B	1	End cap for H-Track
	L-MTSP-12-3K-B	22	1W track mounted spotlights, 3K
	L-MTFH-10	22	Filter holder for 1W spotlight
	L-MTSP-02-3K-B	12	3W track mounted spotlights, 3K
	L-MTFH-01	12	Filter holder for 3W spotlight
	LPV-100-12	1	Power driver

NOTES

1. All Orientation Room ceiling track and LED fixtures provided by GC Contractor, unless noted otherwise. See Exhibit C Sheet A-121.
2. Supplemental, hard-wired lighting points and track to be installed by licensed electrician. Coordinate with GC Contractor.

KEY

- GC Contractor provided LED Fixture: LSI LX2030-T1915-8330S1-PT5-ED120B with LX-S40-REF-CLR optic
- Additional LED Fixtures to match GC Contractor provided per Architectural package
- Luxam Museum Lighting low-voltage micro track



Bayard Cutting Arboretum  
Visitor Center  
Orientation Room Exhibition

Bayard Cutting Arboretum State Park  
440 Montauk Hwy  
Great River NY 11739

Consultants

Architect  
MBB Architects  
48 W 37th St, 14th Flr  
New York NY 10018 (212)  
768-7676

DATE	ISSUE	REV
01/25/23	95% CD	
02/10/23	95% CD	1
03/17/23	100% CD	
04/28/23	BID SET	



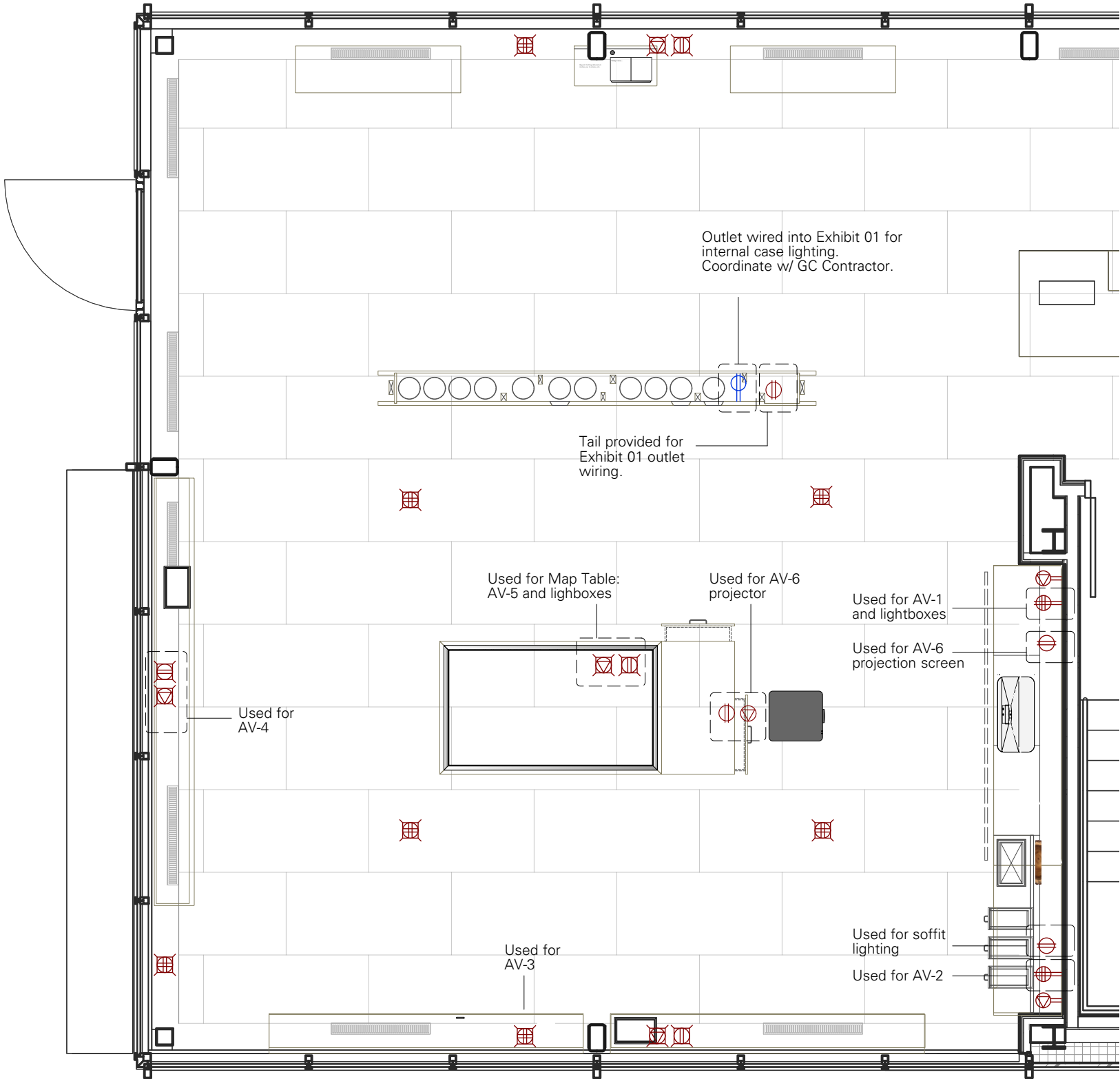


Bayard Cutting Arboretum  
Visitor Center  
Orientation Room Exhibition

Bayard Cutting Arboretum State Park  
440 Montauk Hwy  
Great River NY 11739

Consultants

**Architect**  
MBB Architects  
48 W 37th St, 14th Flr  
New York NY 10018 (212)  
768-7676











**1 PLAN POWER and DATA**  
1/4" = 1'-0"

NOTES

1. All receptacles and data points provided by GC Contractor, unless noted otherwise. See Exhibit C Sheet E-102.
2. All AV outlets will be switched with the exception of AV-6, which shall have its own independent switch.

KEY

-  Double Duplex Wall Receptacle
-  Communications Wall Outlet
-  Ceiling Mounted Duplex Receptacle
-  Ceiling Mounted Communications Outlet
-  Floor Box with Duplex Receptacle
-  Double Duplex Floor Box
-  Floor Box with Data
-  Duplex outlet wired inside exhibit cabinetry

DATE	ISSUE	REV
01/25/23	95% CD	
02/10/23	95% CD	1
03/17/23	100% CD	
04/28/23	BID SET	





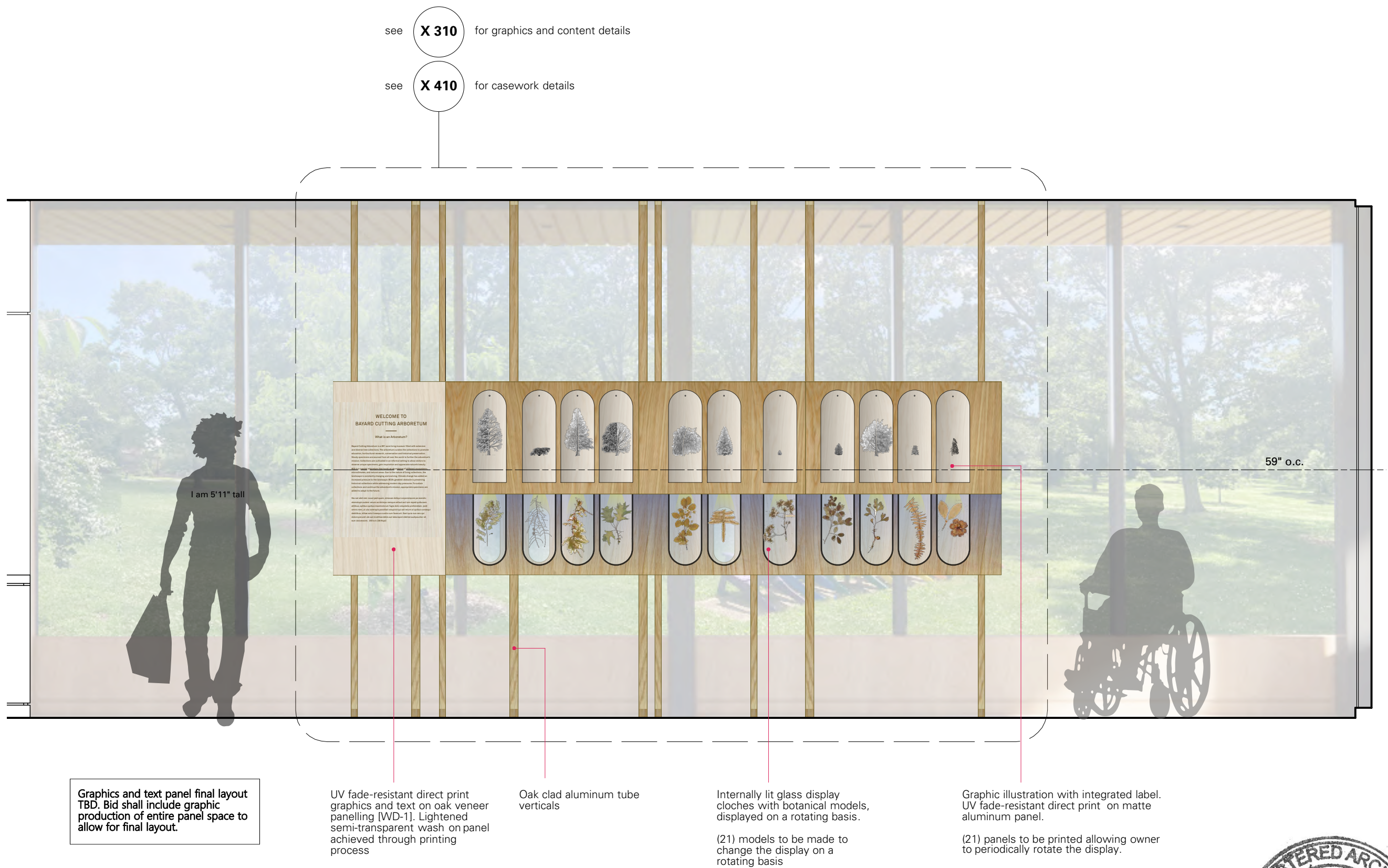
**Bayard Cutting Arboretum  
Visitor Center  
Orientation Room Exhibition**

Bayard Cutting Arboretum State Park  
440 Montauk Hwy  
Great River NY 11739

**Consultants**

**Architect**

MBB Architects  
48 W 37th St, 14th Flr  
New York NY 10018 (212)  
768-7676



DATE	ISSUE	REV
01/25/23	95% CD	
02/10/23	95% CD	1
03/17/23	100% CD	
04/28/23	BID SET	

**1 VIEW SOUTH EXHIBIT 01: 'WHAT IS AN ARBORETUM?'**  
1/2" = 1'-0"



**X 201**  
ELEVATION  
VIEW SOUTH



**Bayard Cutting Arboretum  
Visitor Center  
Orientation Room Exhibition**

Bayard Cutting Arboretum State Park  
440 Montauk Hwy  
Great River NY 11739

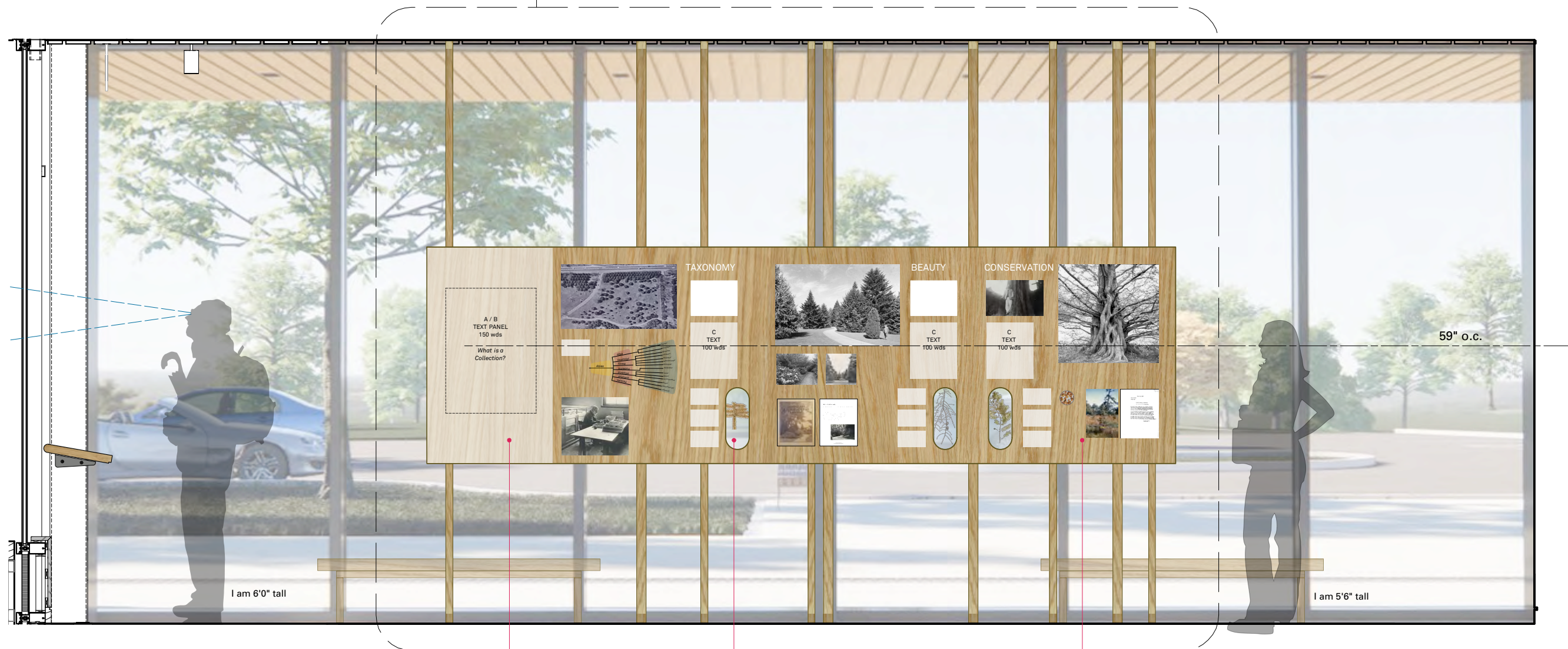
**Consultants**

**Architect**

MBB Architects  
48 W 37th St, 14th Flr  
New York NY 10018 (212)  
768-7676

see **X 311** for graphics and content details

see **X 410** for casework details



Graphics and text panel final layout  
TBD. Bid shall include graphic  
production of entire panel space to  
allow for final layout.

UV fade-resistant direct print  
graphics and text on oak veneer  
panelling [WD-1].

Routed opening with view to  
botanical model cases, typ.  
(3 locations)

Oak veneer panels [WD-1]  
with surface mounted  
reprographic images,  
diagrams, and text panels

**1** **VIEW NORTH EXHIBIT 01: 'WHAT IS A COLLECTION?'**  
1/2" = 1'-0"

DATE	ISSUE	REV
01/25/23	95% CD	
02/10/23	95% CD	1
03/17/23	100% CD	
04/28/23	BID SET	



**X 202**  
ELEVATION  
VIEW NORTH



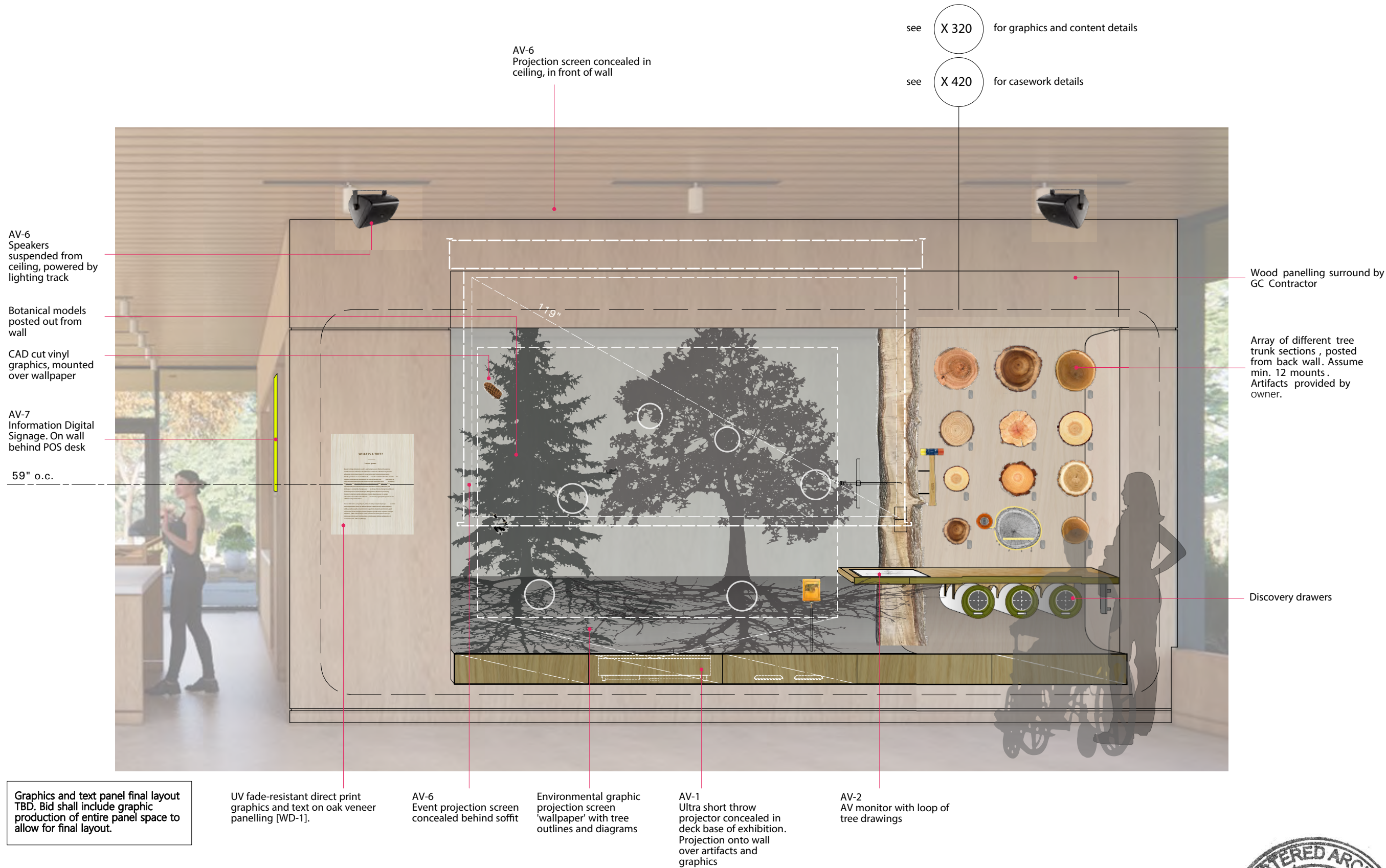
**Bayard Cutting Arboretum  
Visitor Center  
Orientation Room Exhibition**

Bayard Cutting Arboretum State Park  
440 Montauk Hwy  
Great River NY 11739

**Consultants**

**Architect**

MBB Architects  
48 W 37th St, 14th Flr  
New York NY 10018 (212)  
768-7676



1 VIEW EAST EXHIBIT 02: 'TREE SCIENCE'  
1/2" = 1'-0"

DATE	ISSUE	REV
01/25/23	95% CD	
02/10/23	95% CD	1
03/17/23	100% CD	
04/28/23	BID SET	



**X 203**  
ELEVATION EAST






**Bayard Cutting Arboretum**  
**Visitor Center**  
**Orientation Room Exhibition**

Bayard Cutting Arboretum State Park  
440 Montauk Hwy  
Great River NY 11739

## Consultants

## Architect

MBB Architects  
48 W 37th St, 14th Flr  
New York NY 10018 (212)  
768-7676



DATE	ISSUE	REV
01/25/23	95% CD	
02/10/23	95% CD	1
03/17/23	100% CD	
04/28/23	BID SET	

**1 VIEW SOUTH EXHIBIT 03: 'LANDSCAPE HISTORY'**  
1/2" = 1'-0"



**X 204**  
ELEVATION SOUTH



Bayard Cutting Arboretum  
Visitor Center  
Orientation Room Exhibition

Bayard Cutting Arboretum State Park  
440 Montauk Hwy  
Great River NY 11739

Consultants

Architect

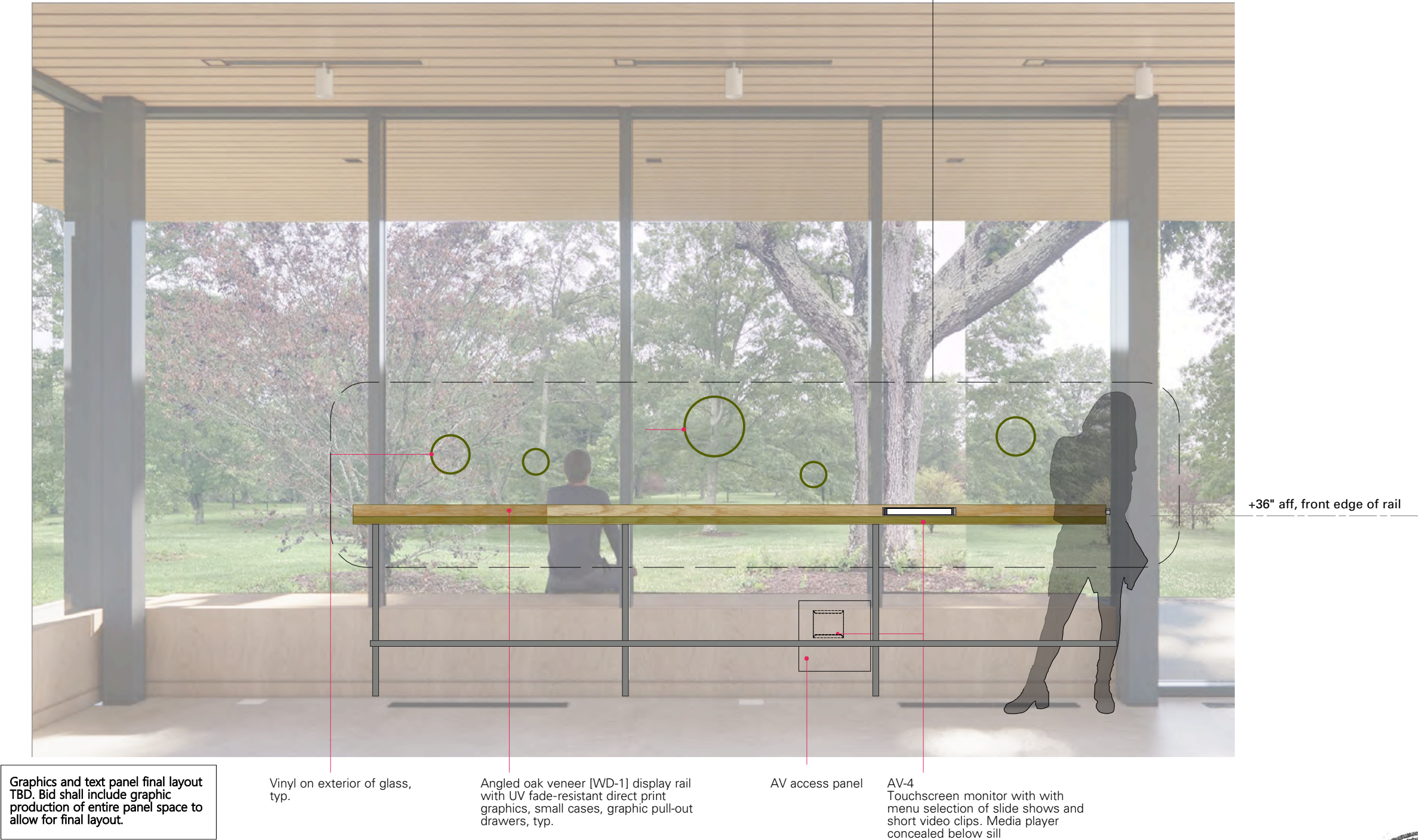
MBB Architects  
48 W 37th St, 14th Flr  
New York NY 10018 (212)  
768-7676

DATE	ISSUE	REV
01/25/23	95% CD	
02/10/23	95% CD	1
03/17/23	100% CD	
04/28/23	BID SET	

X 205  
ELEVATION WEST

see X 340 for graphics and content details

see X 440 for casework details



1 VIEW WEST EXHIBIT 04: 'CLIMATE and CONSERVATION'  
1/2" = 1'-0"






Bayard Cutting Arboretum  
Visitor Center  
Orientation Room Exhibition

Bayard Cutting Arboretum State Park  
440 Montauk Hwy  
Great River NY 11739

Consultants

**Architect**  
MBB Architects  
48 W 37th St, 14th Flr  
New York NY 10018 (212)  
768-7676



DATE	ISSUE	REV
01/25/23	95% CD	
02/10/23	95% CD	1
03/17/23	100% CD	
05/04/23	BID SET	

**1** VIEW NORTH EXHIBIT 05: 'INTERACTIVE MAP TABLE and EVENT PROJECTION'  
1/2" = 1'-0"



**X 206**  
ELEVATION  
VIEW NORTH



Bayard Cutting Arboretum  
Visitor Center  
Orientation Room Exhibition

Bayard Cutting Arboretum State Park  
440 Montauk Hwy  
Great River NY 11739

Consultants

Architect

MBB Architects  
48 W 37th St, 14th Flr  
New York NY 10018 (212)  
768-7676

DATE	ISSUE	REV
02/10/23	95% CD	
03/17/23	100% CD	
04/28/23	BID SET	



Graphics and text panel final layout  
TBD. Bid shall include graphic  
production of entire panel space to  
allow for final layout.

Trellis by GC Contractor

Visitor information map.  
Mounted to plywood substrate  
provided by GC Contractor.

1 EAST ELEVATION: EXTERIOR TRELLIS with ORIENTATION MAP  
1/2" = 1'-0"



X 207  
EXTERIOR ELEVATION  
ORIENTATION MAP



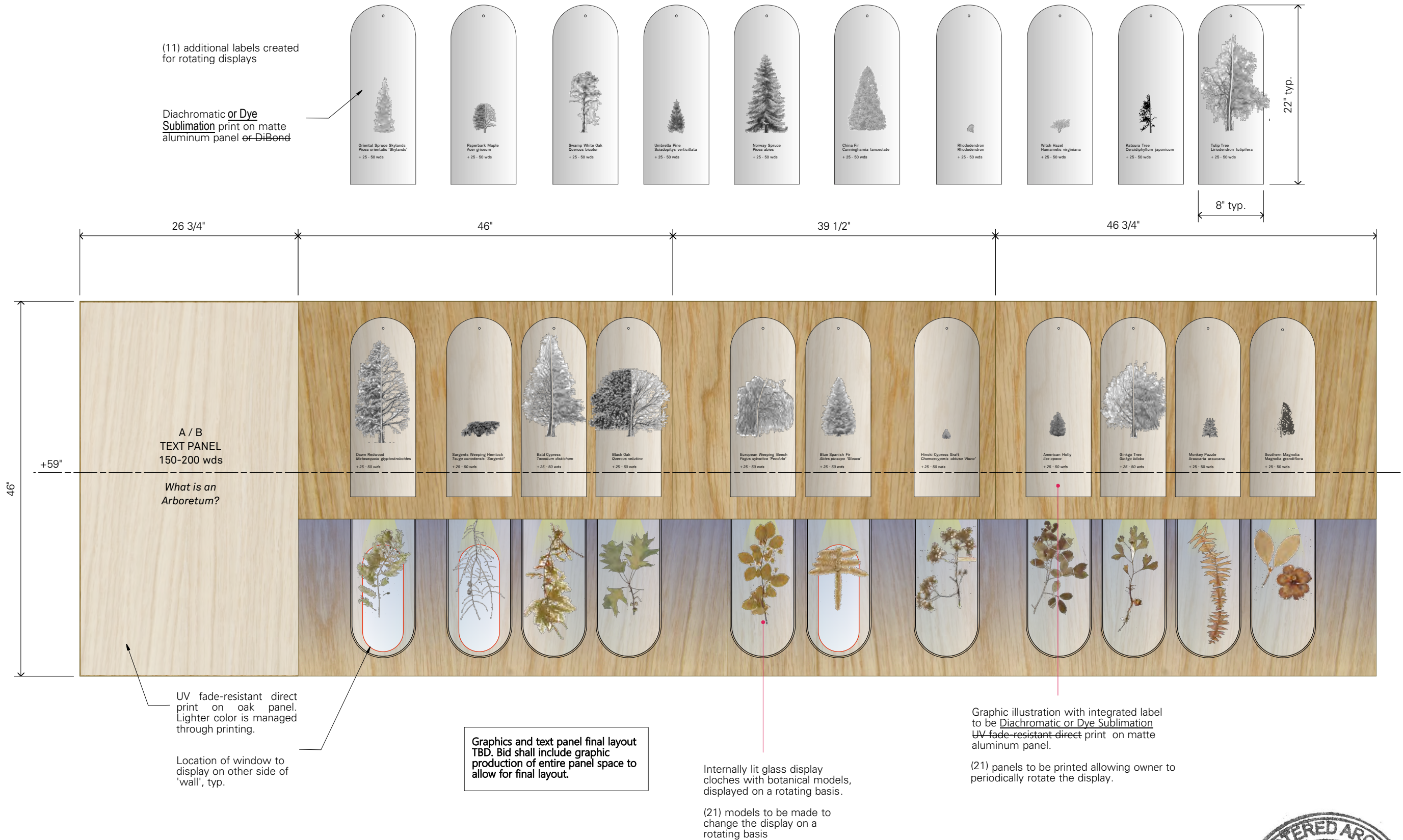
**Bayard Cutting Arboretum  
Visitor Center  
Orientation Room Exhibition**

Bayard Cutting Arboretum State Park  
440 Montauk Hwy  
Great River NY 11739

**Consultants**

**Architect**

MBB Architects  
48 W 37th St, 14th Flr  
New York NY 10018 (212)  
768-7676



**1 ELEVATION: EXHIBIT 01 CONTENT 'WHAT is an ARBORETUM?'**  
1" = 1'-0"



**X 310**  
EXHIBIT 01  
CONTENT NORTH

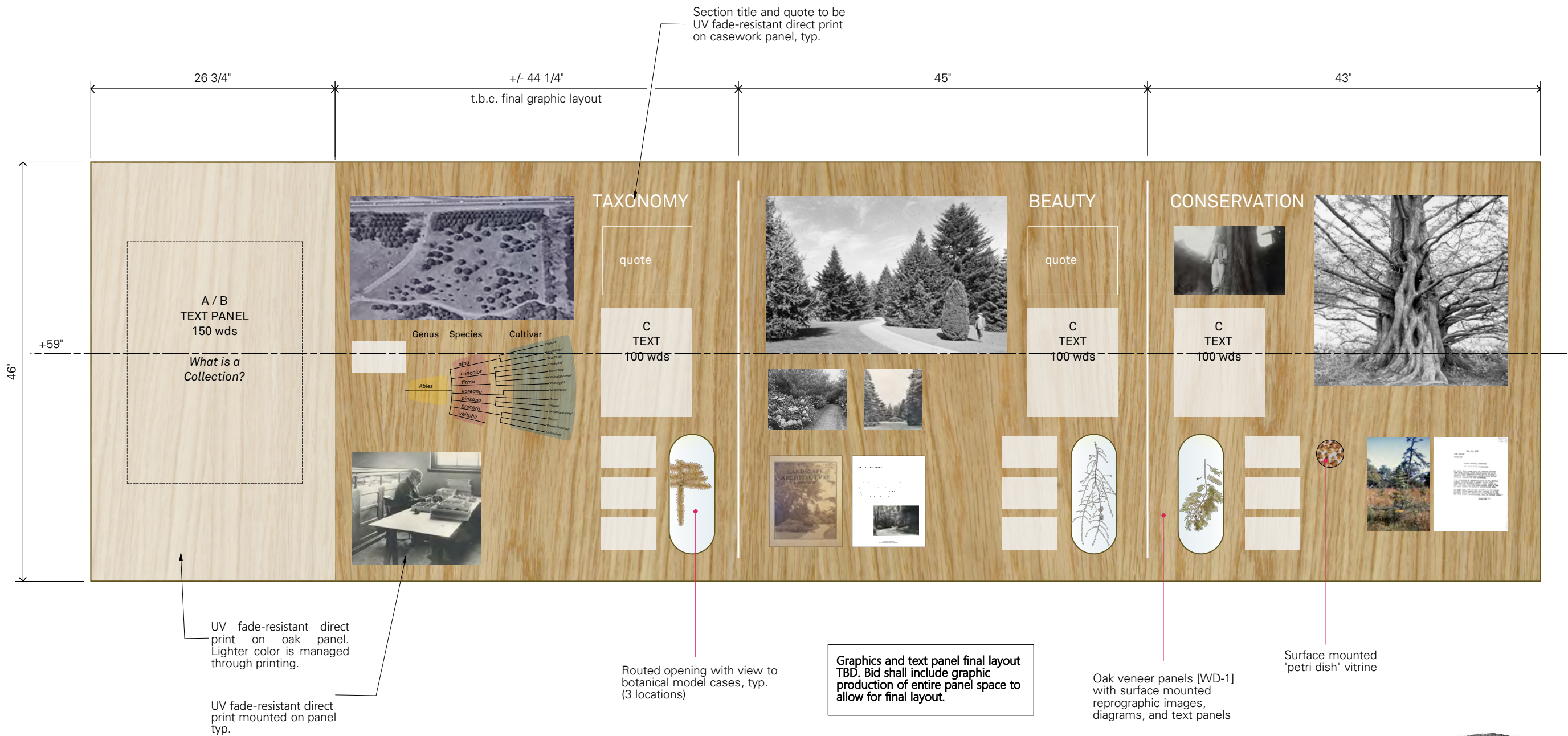


Bayard Cutting Arboretum  
Visitor Center  
Orientation Room Exhibition

Bayard Cutting Arboretum State Park  
440 Montauk Hwy  
Great River NY 11739

Consultants

**Architect**  
MBB Architects  
48 W 37th St, 14th Flr  
New York NY 10018 (212)  
768-7676



DATE	ISSUE	REV
03/17/23	100% CD	
04/28/23	BID SET	

2 ELEVATION: EXHIBIT 01 CONTENT 'WHAT is a COLLECTION?'  
1" = 1'-0"



X 311  
EXHIBIT 01  
CONTENT SOUTH



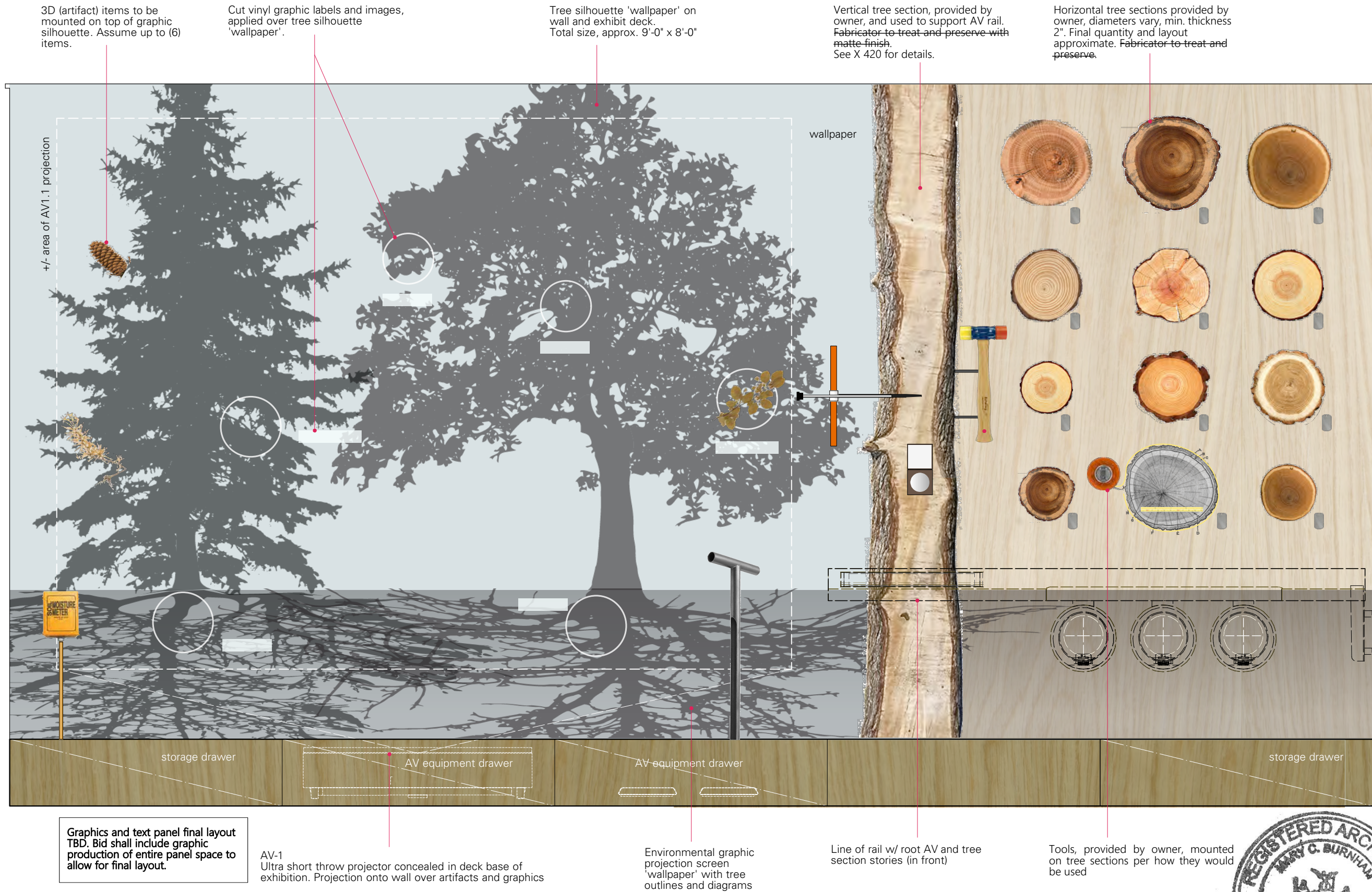
**Bayard Cutting Arboretum  
Visitor Center  
Orientation Room Exhibition**

Bayard Cutting Arboretum State Park  
440 Montauk Hwy  
Great River NY 11739

**Consultants**

**Architect**

MBB Architects  
48 W 37th St, 14th Flr  
New York NY 10018 (212)  
768-7676



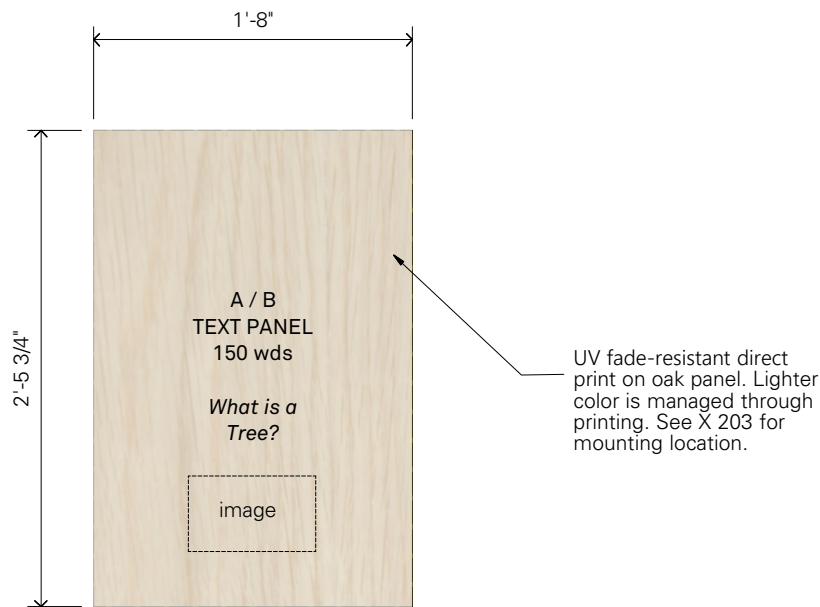
DATE	ISSUE	REV
03/17/23	100% CD	1
04/28/23	BID SET	
08/23/23	Amendment 1	



**X 320**  
EXHIBIT 02  
CONTENT

**1 ELEVATION: EXHIBIT 02 CONTENT 'TREE SCIENCE'**  
1" = 1'-0"





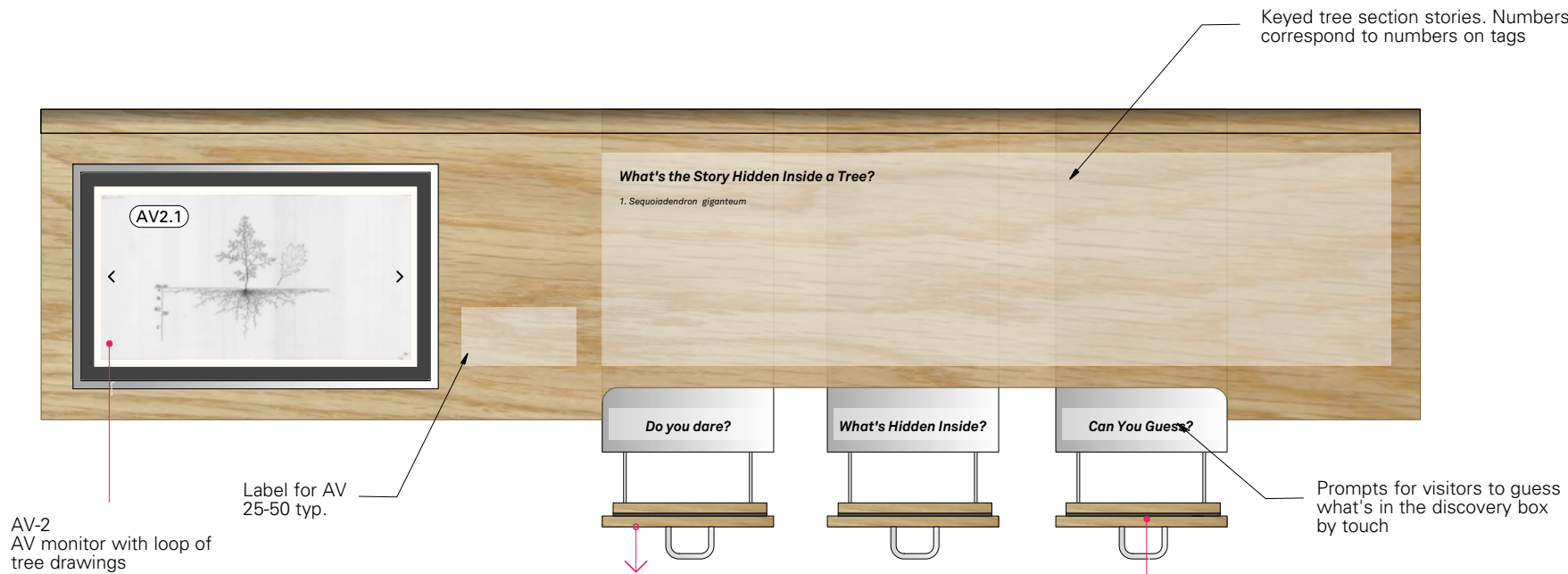
Graphics and text panel final layout TBD. Bid shall include graphic production of entire panel space to allow for final layout.

Tree tag with number mounted with each tree section. (Image shows reverse of tag, there is no border on front).  
Item No. T1DND, [www.dogtagmachines.com](http://www.dogtagmachines.com)



**1 ELEVATION: EXHIBIT 02 B TEXT PANEL**  
1 1/2" = 1'-0"

**3 ELEVATION: TREE SECTION TAG**  
FULL SCALE



**2 PLAN: EXHIBIT 02 CONTENT 'TREE ROOT and SECTIONS' RAIL'**  
1 1/2" = 1'-0"

**Bayard Cutting Arboretum  
Visitor Center  
Orientation Room Exhibition**

Bayard Cutting Arboretum State Park  
440 Montauk Hwy  
Great River NY 11739

**Consultants**

**Architect**  
MBB Architects  
48 W 37th St, 14th Flr  
New York NY 10018 (212)  
768-7676

DATE	ISSUE	REV
03/17/23	100% CD	
04/28/23	BID SET	



**X 321**  
EXHIBIT 02  
CONTENT




Bayard Cutting Arboretum  
Visitor Center  
Orientation Room Exhibition

Bayard Cutting Arboretum State Park  
440 Montauk Hwy  
Great River NY 11739

Consultants

**Architect**  
MBB Architects  
48 W 37th St, 14th Flr  
New York NY 10018 (212)  
768-7676



1 PLAN: LANDSCAPE HISTORY RAIL 1  
1 1/2" = 1'-0"

Graphics and text panel final layout  
TBD. Bid shall include graphic  
production of entire panel space to  
allow for final layout.



2 PLAN: LANDSCAPE HISTORY RAIL 2  
1 1/2" = 1'-0"



X 330

EXHIBIT 03  
CONTENT

DATE	ISSUE	REV
03/17/23	100% CD	
04/28/23	BID SET	
08/23/23	Amendment 1	



Bayard Cutting Arboretum

Visitor Center

Orientation Room Exhibition

Bayard Cutting Arboretum State Park  
440 Montauk Hwy  
Great River NY 11739

Consultants

Architect

MBB Architects  
48 W 37th St, 14th Flr  
New York NY 10018 (212)  
768-7676

Vinyl on window calling out specific trees



Vinyl on windows to be coordinated with bird strike mitigation film, designed and installed per American Bird Conservacy guidelines.

8'-10 1/4"  
v.i.f.



Direct print on oak panel.  
Lighter color is managed  
through printing, with selected  
images overlaid as UV fade-  
resistant print.

Angled oak veneer [WD-1] display rail  
with direct print graphics, ~~small cases,~~  
~~graphic pull-out drawers,~~ typ.

Glass petri dish mini vitrine,  
sizes and quantities vary.

magnifying glass

4'-0 3/4"  
v.i.f.



AV-4  
Touchscreen monitor with menu  
selection of slide shows and short  
video clips. Media player  
concealed below sill

DATE	ISSUE	REV
03/17/23	100% CD	
04/28/23	BID SET	
08/23/23	Amendment 1	

Graphics and text panel final layout  
TBD. Bid shall include graphic  
production of entire panel space to  
allow for final layout.

1 PLAN: EXHIBIT 04 CONTENT 'CLIMATE and CONSERVATION'

1" = 1'-0"



X 340

EXHIBIT 04  
CONTENT



Bayard Cutting Arboretum  
Visitor Center  
Orientation Room Exhibition

Bayard Cutting Arboretum State Park  
440 Montauk Hwy  
Great River NY 11739

Consultants

Architect

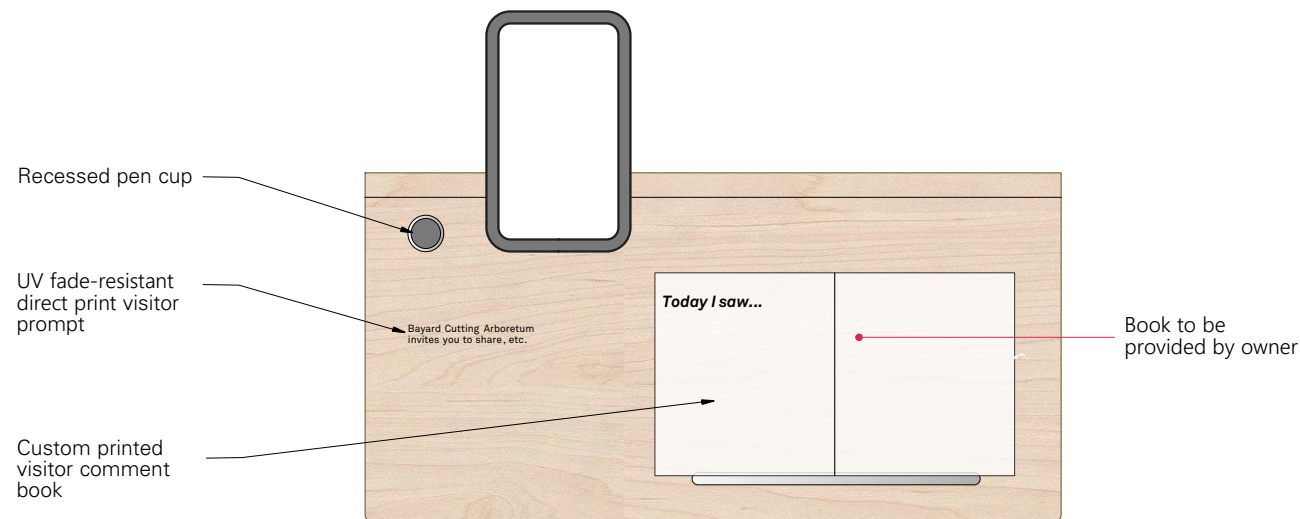
MBB Architects  
48 W 37th St, 14th Flr  
New York NY 10018 (212)  
768-7676

DATE	ISSUE	REV
03/17/23	100% CD	
04/28/23	BID SET	

X 350  
EXHIBIT 05, 06  
CONTENT



1 PLAN: EXHIBIT 01 CONTENT 'INTERACTIVE MAP TABLE'  
1" = 1'-0"



2 PLAN: EXHIBIT 06 'VISITOR COMMENT BOOK'  
1 1/2" = 1'-0"





Bayard Cutting Arboretum  
Visitor Center  
Orientation Room Exhibition

Bayard Cutting Arboretum State Park  
440 Montauk Hwy  
Great River NY 11739

Consultants

Architect

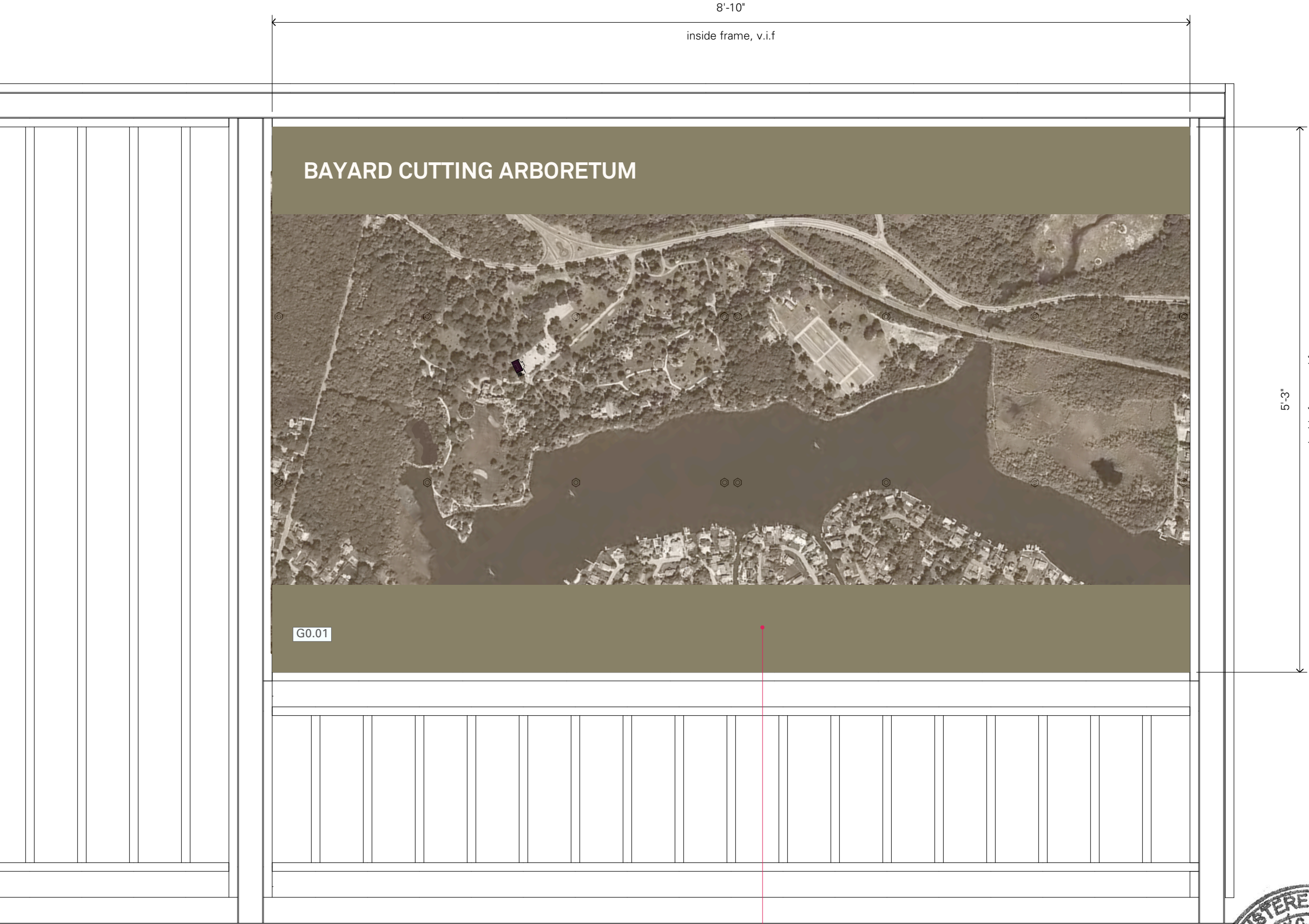
MBB Architects  
48 W 37th St, 14th Flr  
New York NY 10018 (212)  
768-7676

DATE	ISSUE	REV
03/17//23	BID SET	



X 370

EXHIBIT 07  
CONTENT



1

ELEVATION: EXHIBIT 07 'VISITOR COMMENT BOOK'  
1 1/2" = 1'-0"



Visitor information map. Dye-sublimation  
print on matte aluminum sheet. Mounted  
to plywood substrate provided by GC  
Contractor.

Graphics and text panel final layout  
TBD. Bid shall include graphic  
production of entire panel space to  
allow for final layout.

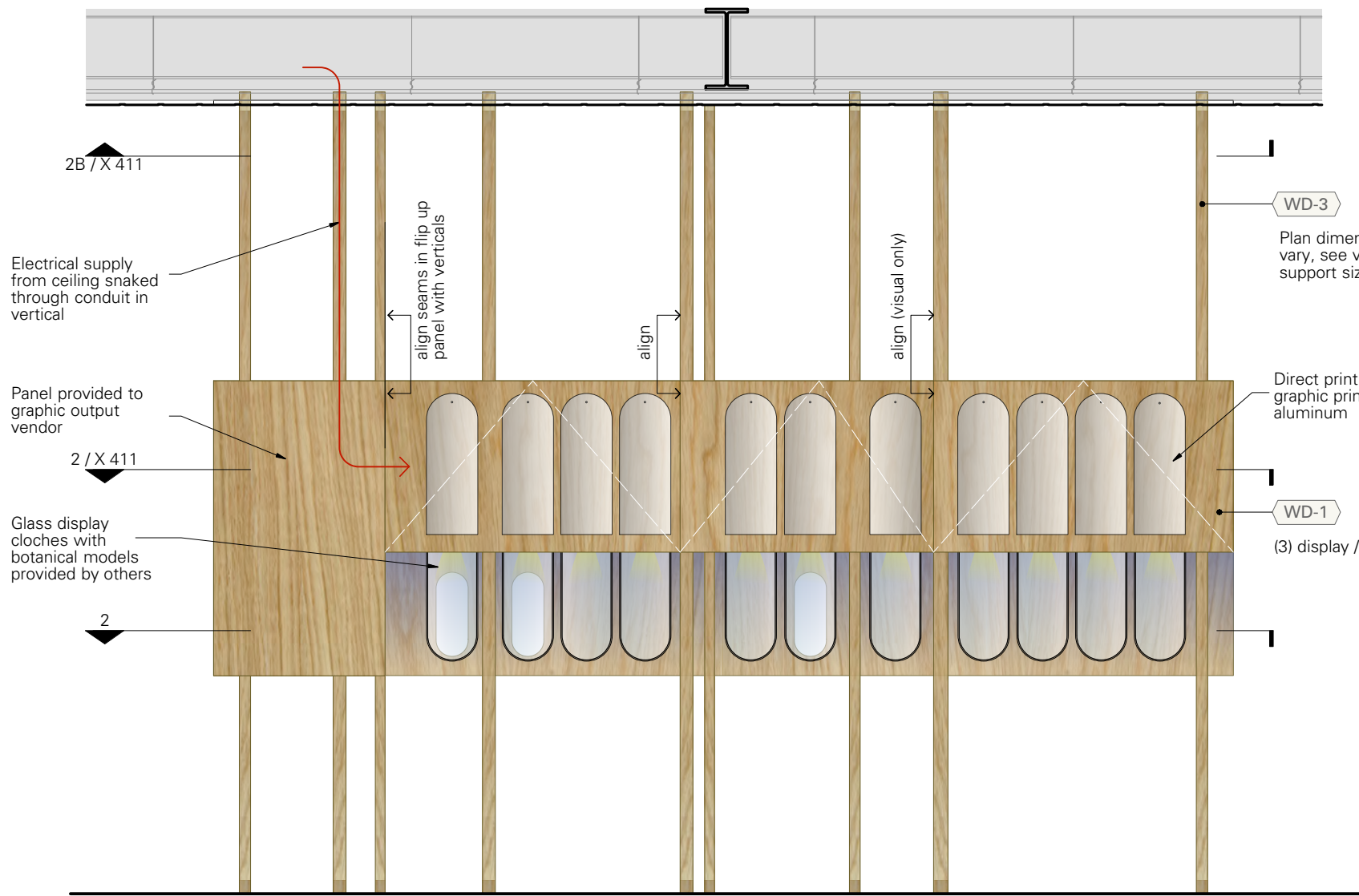


Bayard Cutting Arboretum  
Visitor Center  
Orientation Room Exhibition

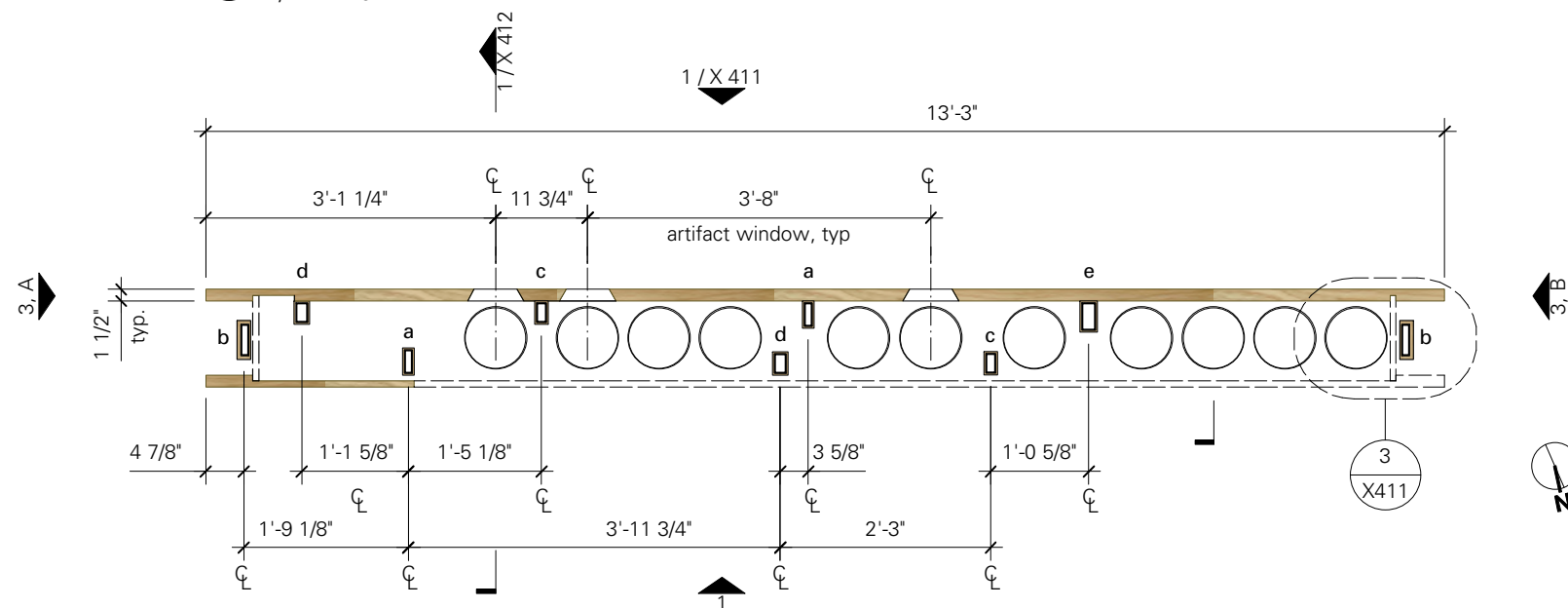
Bayard Cutting Arboretum State Park  
440 Montauk Hwy  
Great River NY 11739

Consultants

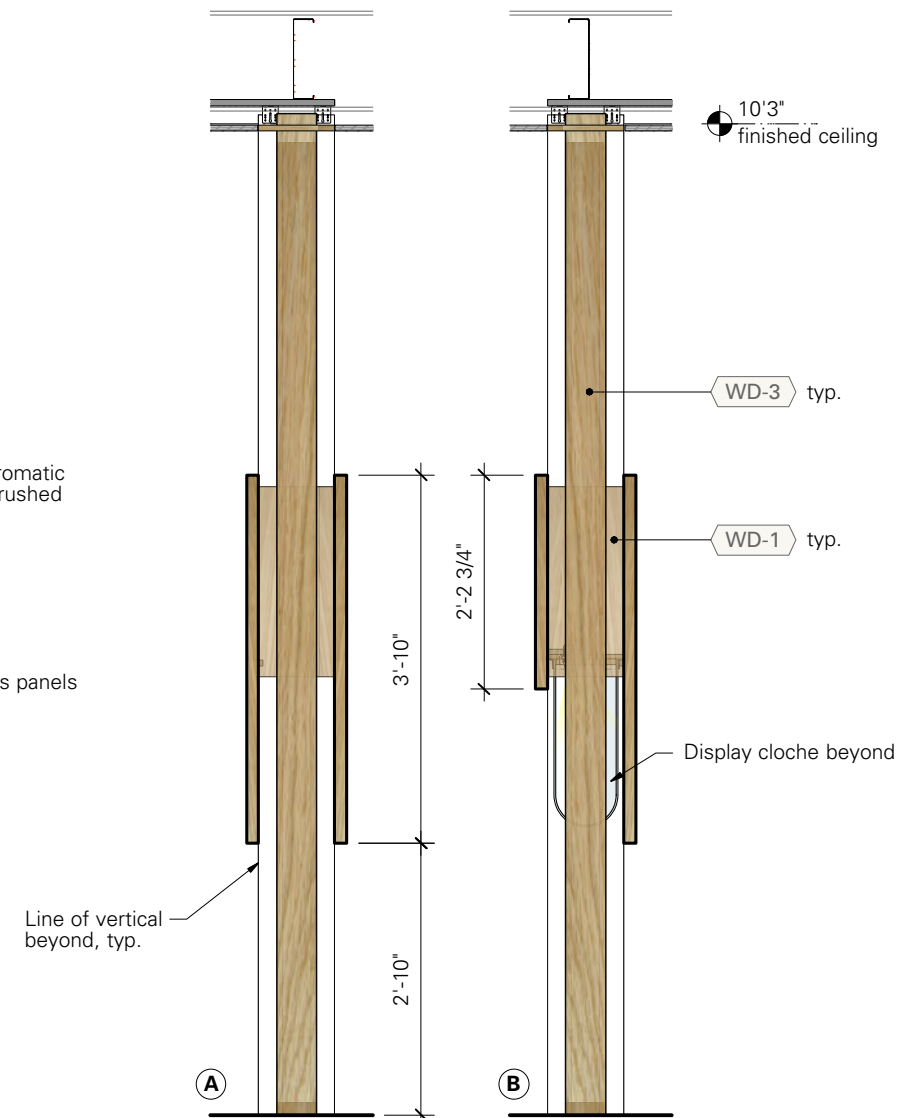
**Architect**  
MBB Architects  
48 W 37th St, 14th Flr  
New York NY 10018 (212)  
768-7676



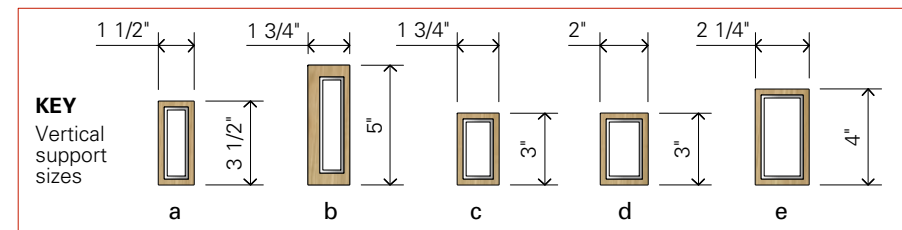
1 NORTH ELEVATION  
1/2" = 1'-0"



2 PLAN EXHIBIT 01 at GLASS DISPLAY CLOCHES  
1/2" = 1'-0"



3 SIDE ELEVATIONS  
1/2" = 1'-0"



**KEY**  
Vertical  
support  
sizes

**MATERIAL KEY**

- WD-1: White oak veneer plywood
- WD-2: Solid oak edging
- WD-3: 1/8" wall aluminum tube with 1/4" solid oak veneer, u.n.o.
- WD-4: cabinet grade plywood, use for non visible surfaces only

DATE	ISSUE	REV
01/25/23	95% CD	
02/10/23	95% CD	1
03/17/23	BID SET	



**X 410**  
EXHIBIT 01  
CASEWORK



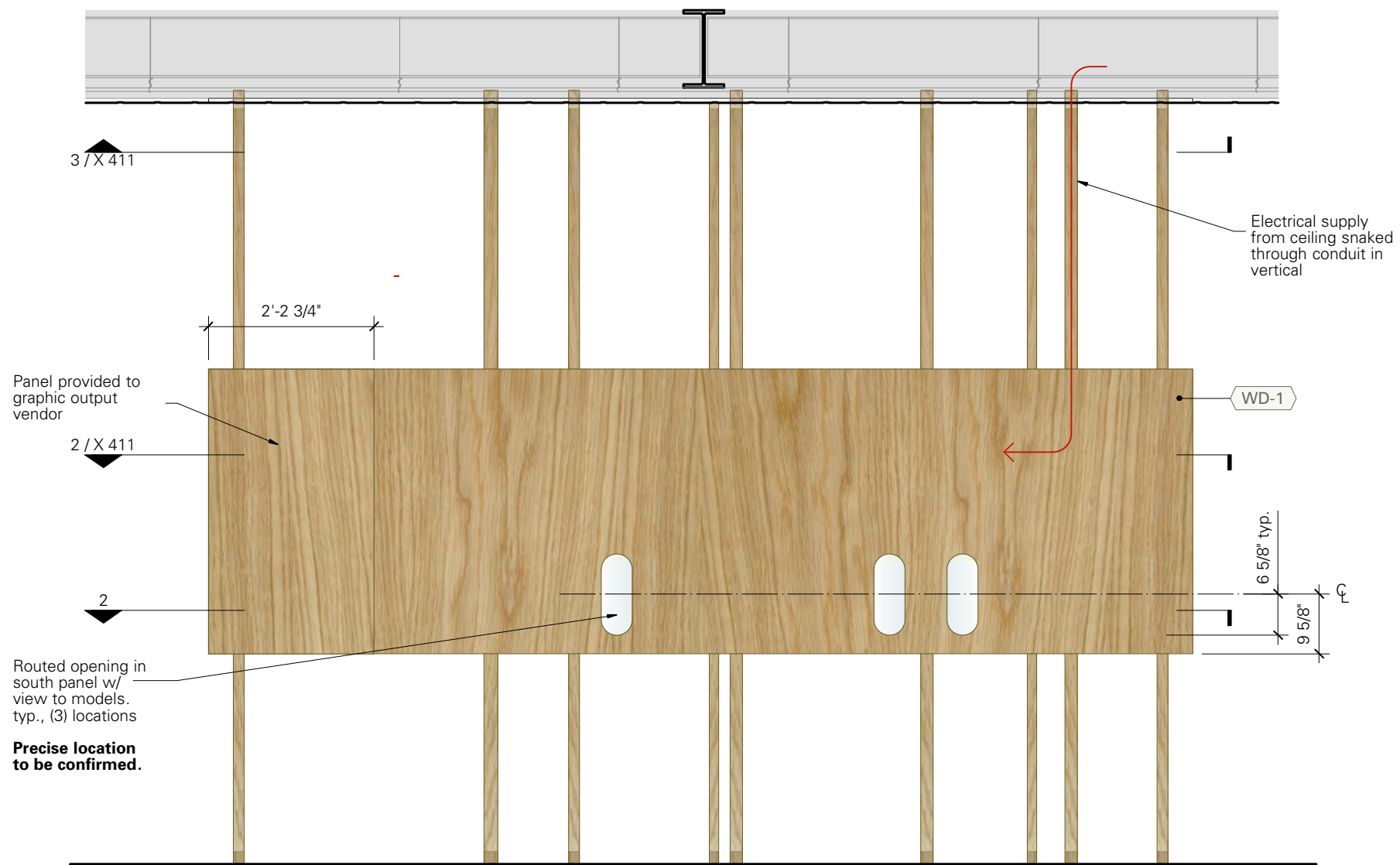
**Bayard Cutting Arboretum  
Visitor Center  
Orientation Room Exhibition**

Bayard Cutting Arboretum State Park  
440 Montauk Hwy  
Great River NY 11739

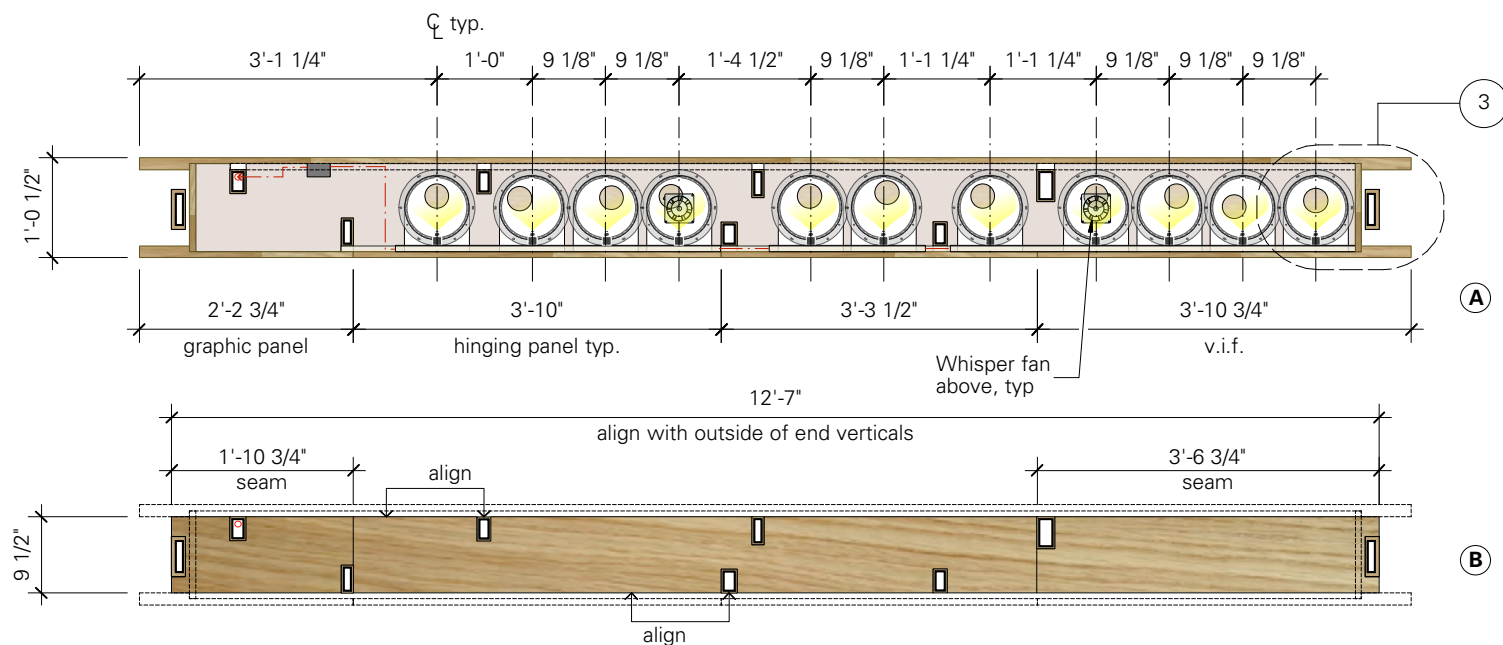
**Consultants**

**Architect**

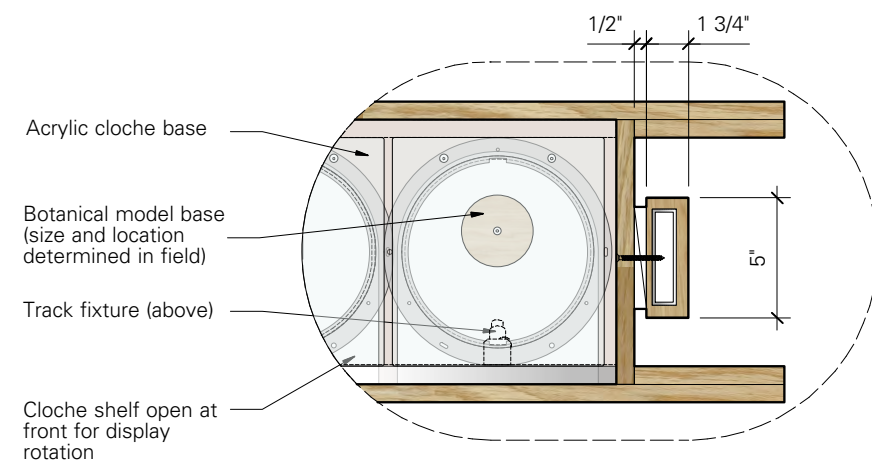
MBB Architects  
48 W 37th St, 14th Flr  
New York NY 10018 (212)  
768-7676



**1 SOUTH ELEVATION**  
1/2" = 1'-0"



**2 PLANS**  
1/2" = 1'-0"



**3 DETAIL**  
1 1/2" = 1'-0"

DATE	ISSUE	REV
03/17/23	BID SET	



**X 411**  
EXHIBIT 01  
CASEWORK



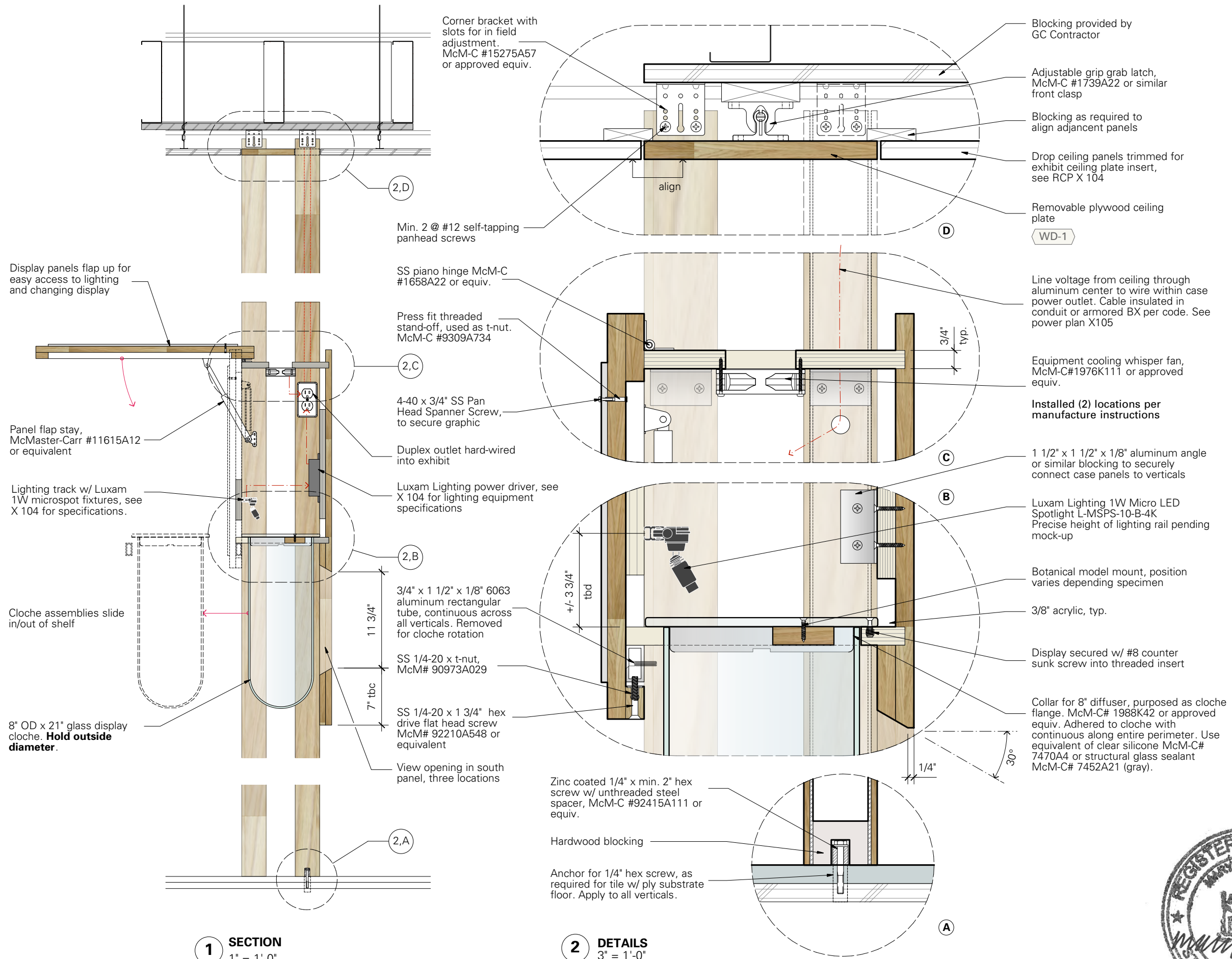
**Bayard Cutting Arboretum  
Visitor Center  
Orientation Room Exhibition**

Bayard Cutting Arboretum State Park  
440 Montauk Hwy  
Great River NY 11739

**Consultants**

**Architect**

MBB Architects  
48 W 37th St, 14th Flr  
New York NY 10018 (212)  
768-7676

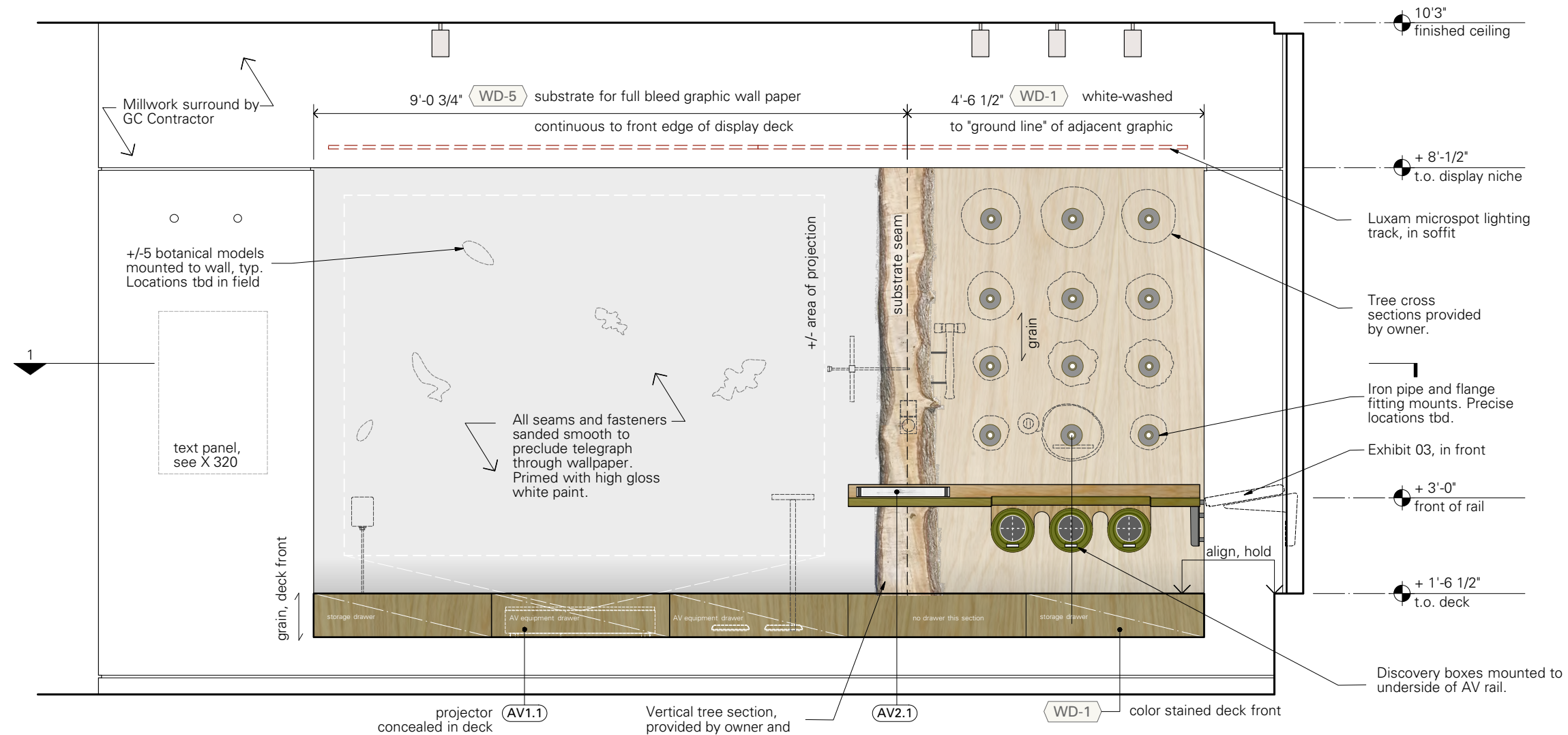


**X 412**

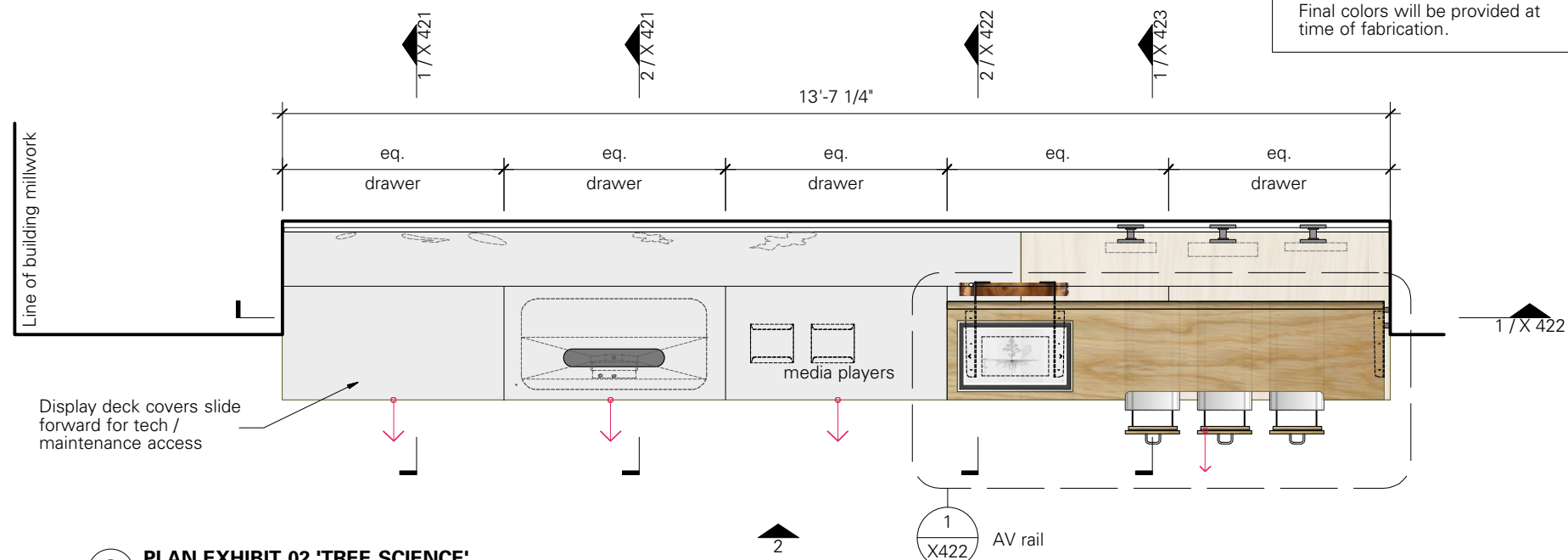
EXHIBIT 01  
CASEWORK DETAILS

DATE	ISSUE	REV
01/25/23	95% CD	
02/10/23	95% CD	1
03/17/23	BID SET	





**1 ELEVATION**  
1/2" = 1'-0"



**2 PLAN EXHIBIT 02 'TREE SCIENCE'**  
1/2" = 1'-0"

**Stain color and locations  
schematic only!**

Final colors will be provided at time of fabrication.

## MATERIAL KEY

WD-1: White oak veneer  
plywood

WD-2: Solid oak edging

WD-4: cabinet grade plywood, use for non visible surfaces only

WD-5: pluma-ply or equiv.

DATE	ISSUE	REV
01/25/23	95% CD	
02/10/23	95% CD	1
03/17/23	BID SET	



**X 420**  
EXHIBIT 02  
CASEWORK



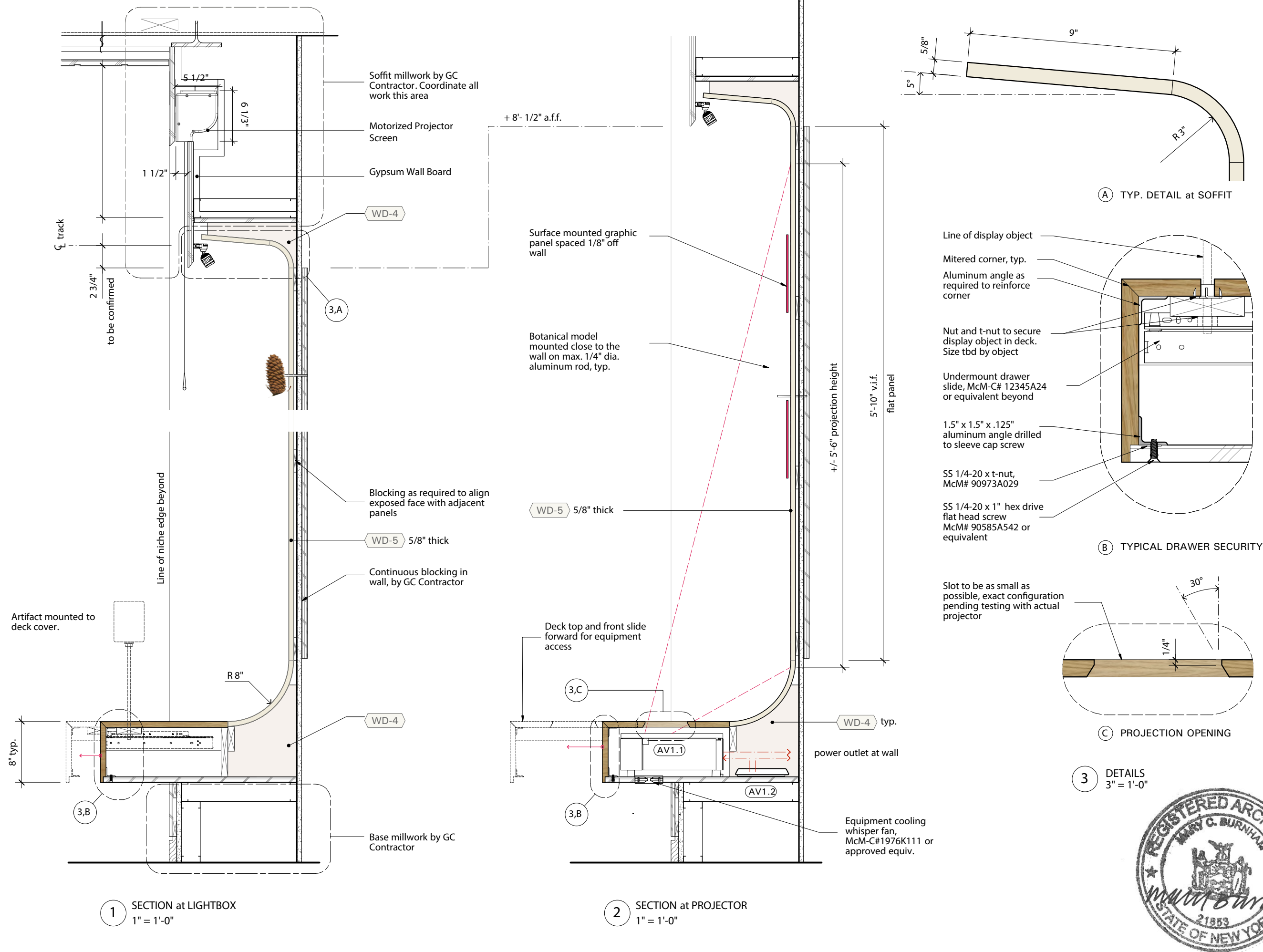


**Bayard Cutting Arboretum  
Visitor Center  
Orientation Room Exhibition**


Bayard Cutting Arboretum State Park  
440 Montauk Hwy  
Great River NY 11739

## Consultants

**Architect**  
MBB Architects  
48 W 37th St, 14th Flr  
New York NY 10018 (212)  
768-7676



DATE	ISSUE	REV
01/25/23	95% CD	
02/10/23	95% CD	1
03/17/23	100% CD	
04/28/23	BID SET	



**X 421**  
EXHIBIT 02  
CASEWORK DETAILS



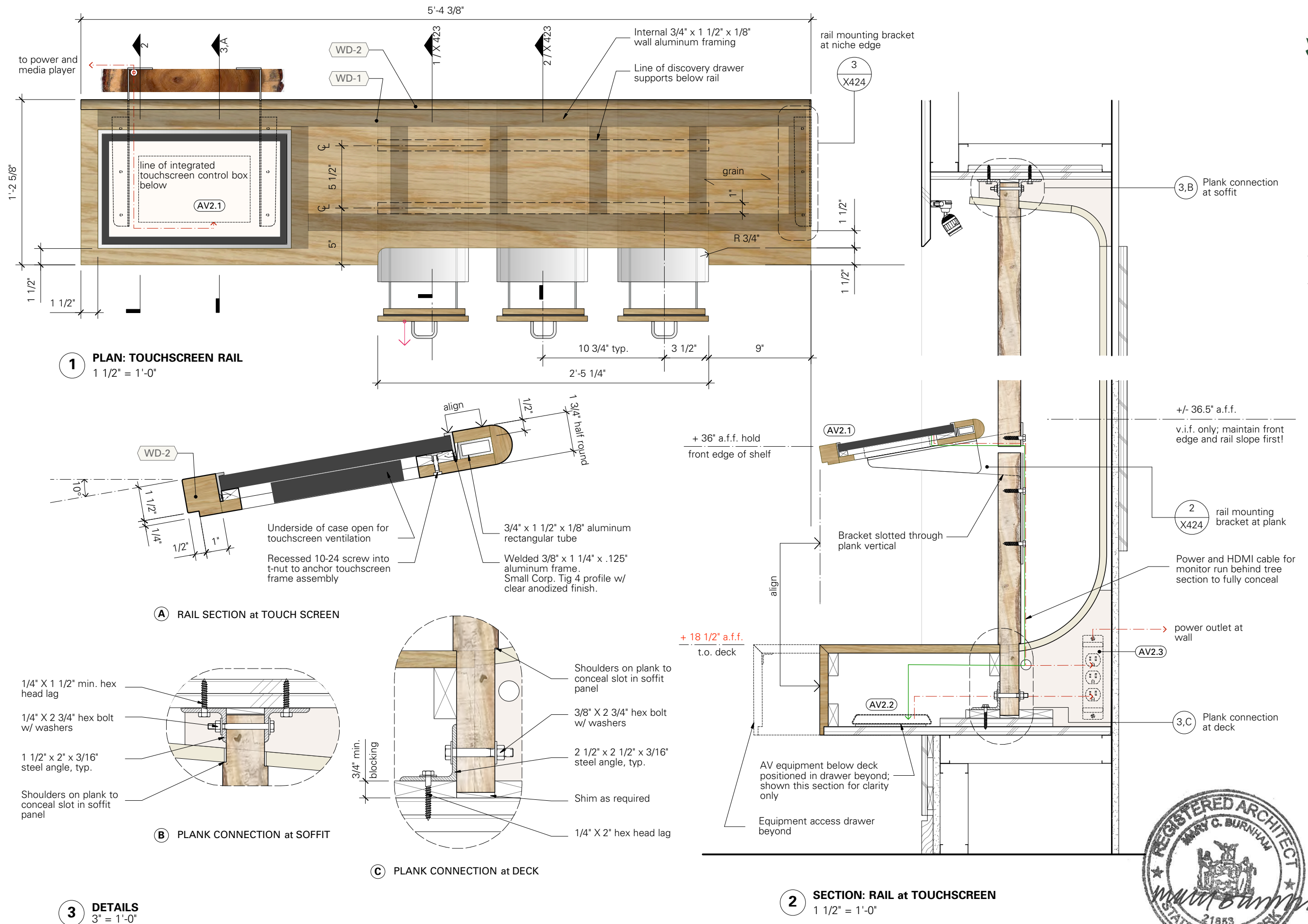
**Bayard Cutting Arboretum  
Visitor Center  
Orientation Room Exhibition**

Bayard Cutting Arboretum State Park  
440 Montauk Hwy  
Great River NY 11739

**Consultants**

**Architect**

MBB Architects  
48 W 37th St, 14th Flr  
New York NY 10018 (212)  
768-7676



**X 422**

EXHIBIT 02  
CASEWORK DETAILS

DATE	ISSUE	REV
01/25/23	95% CD	
02/10/23	95% CD	1
03/17/23	100% CD	
04/28/23	BID SET	







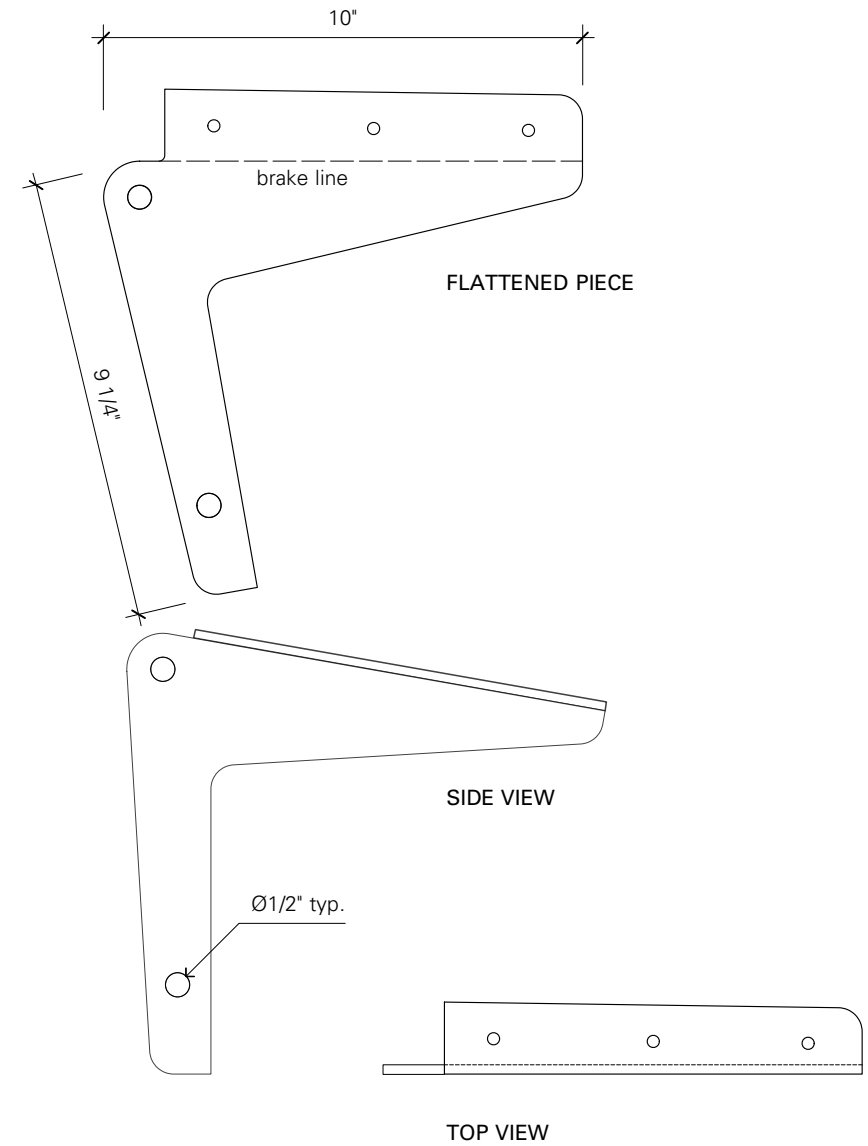
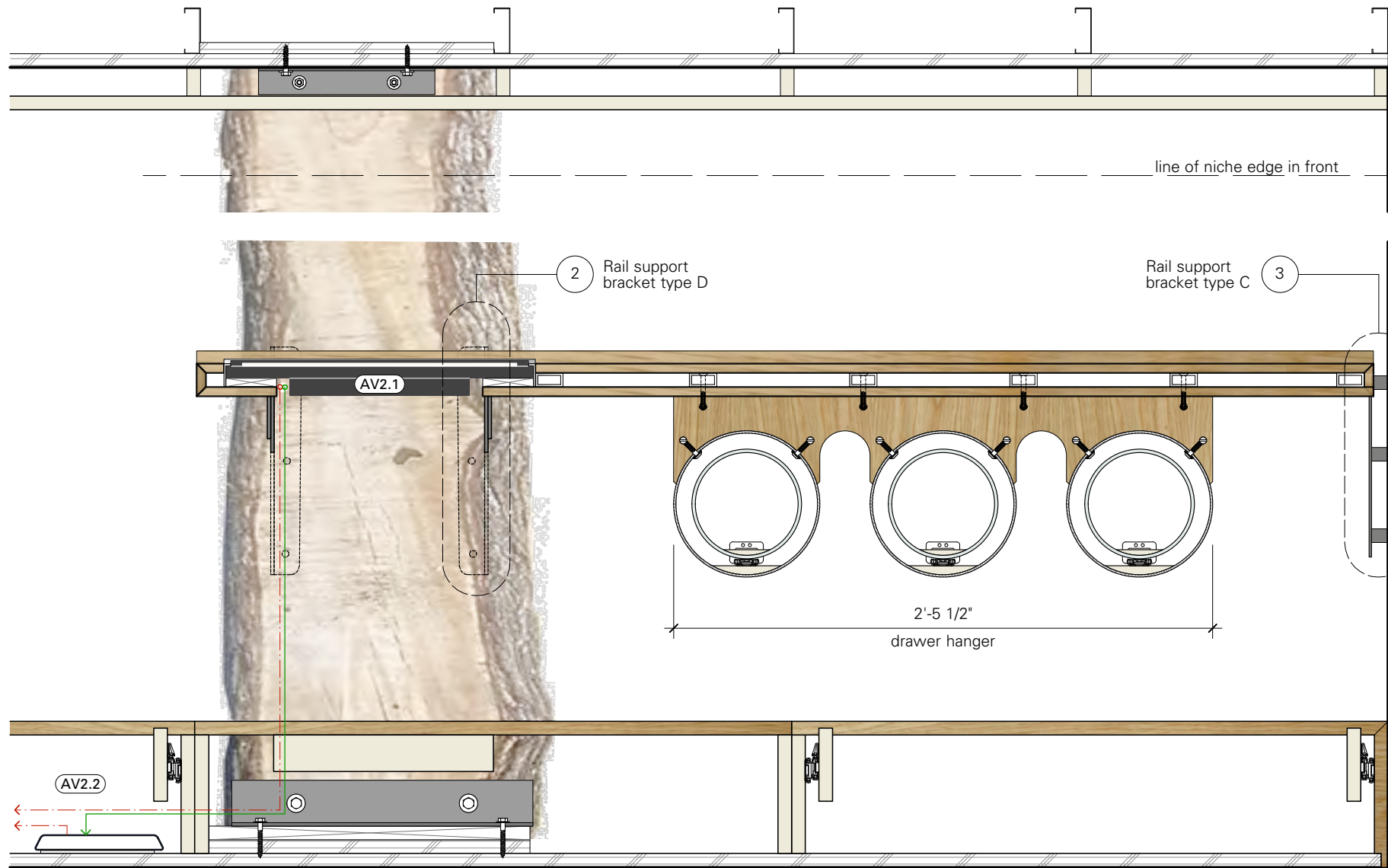
Bayard Cutting Arboretum  
Visitor Center  
Orientation Room Exhibition

Bayard Cutting Arboretum State Park  
440 Montauk Hwy  
Great River NY 11739

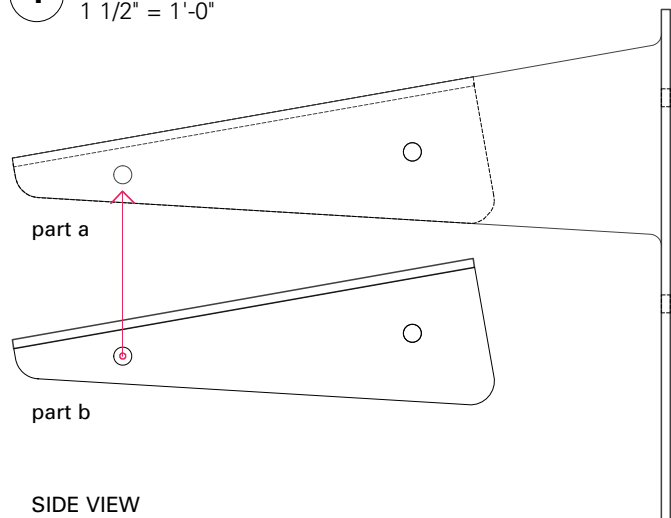
Consultants

Architect

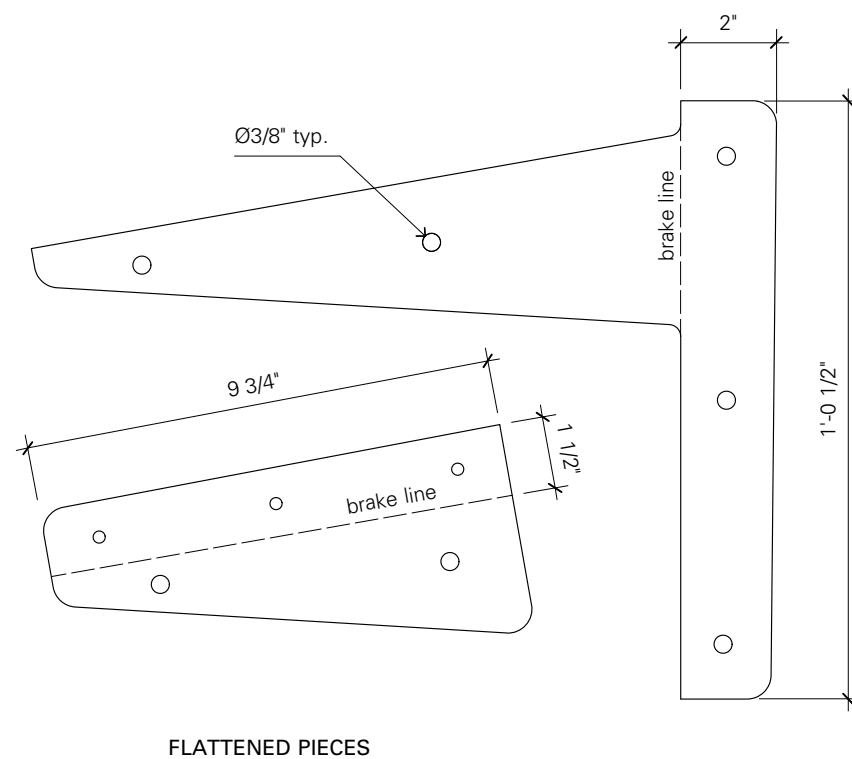
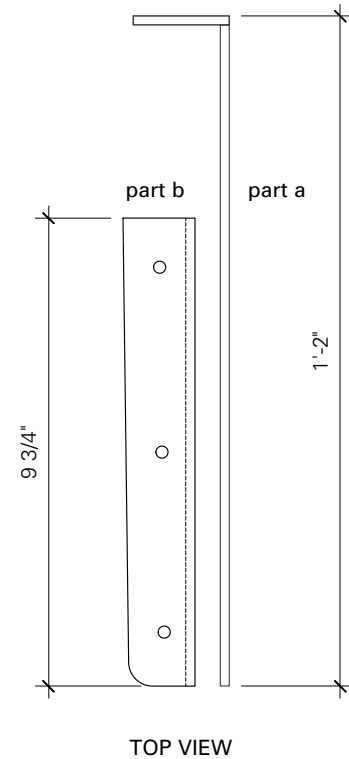
MBB Architects  
48 W 37th St, 14th Flr  
New York NY 10018 (212)  
768-7676



1 LONG SECTION through RAIL  
1 1/2" = 1'-0"



3 RAIL BRACKET TYPE D  
3" = 1'-0"



3 RAIL BRACKET TYPE C  
3" = 1'-0"

Custom fabricated brackets CNC cut  
and brake formed from 3/16" thk steel  
plate.

Powder coated finish:  
RAL 7005 Mouse Gray, Matte

DIMENSIONS SCHEMATIC,  
WILL BE FULLY ANNOTATED  
ONCE CONCEPT IS APPROVED



DATE	ISSUE	REV
03/17//23	BID SET	

X 424

EXHIBIT 02  
CASEWORK DETAILS



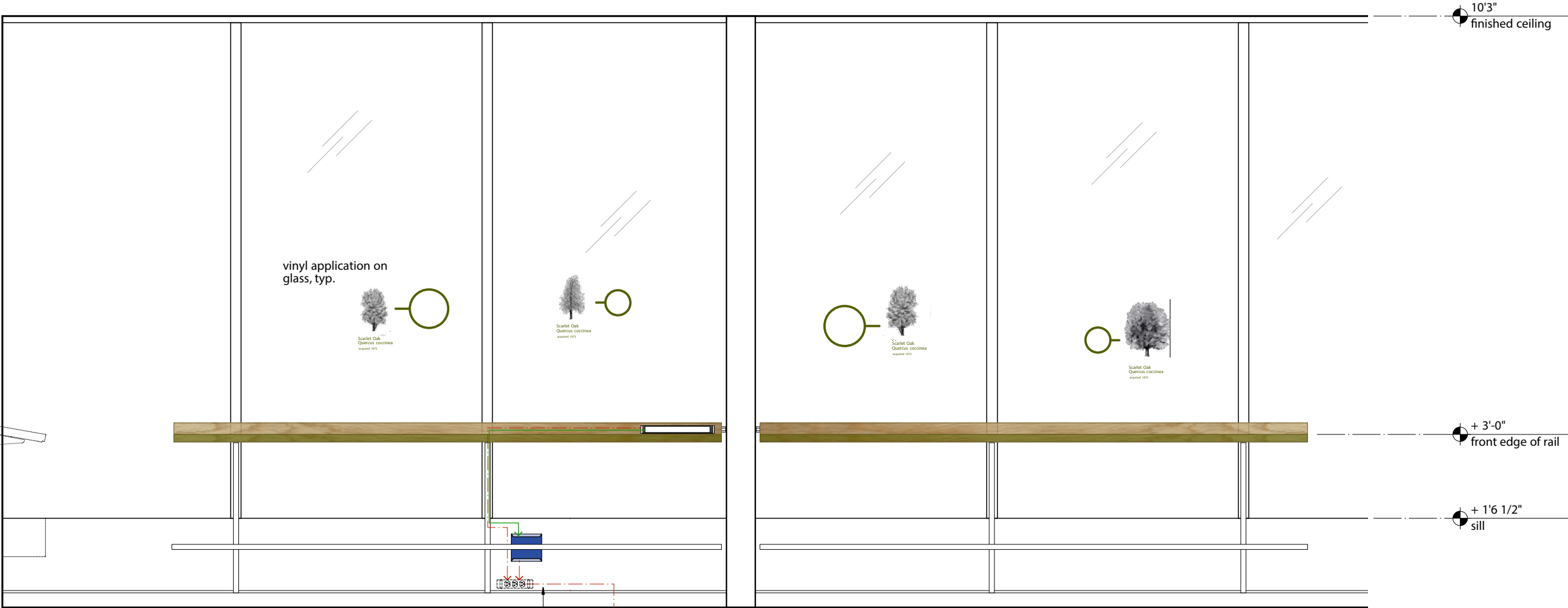
Bayard Cutting Arboretum  
Visitor Center  
Orientation Room Exhibition

Bayard Cutting Arboretum State Park  
440 Montauk Hwy  
Great River NY 11739

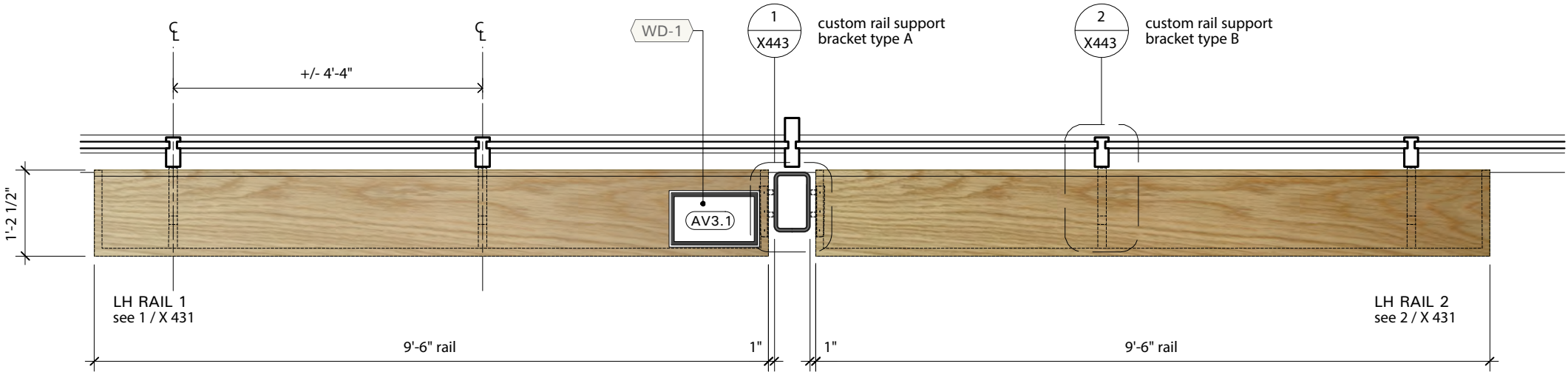
Consultants

Architect

MBB Architects  
48 W 37th St, 14th Flr  
New York NY 10018 (212)  
768-7676



1 ELEVATION  
1/2" = 1'-0"



2 PLAN: EXHIBIT 03 'LANDSCAPE HISTORY'  
1/2" = 1'-0"

MATERIAL KEY

- WD-1: White oak veneer plywood
- WD-2: Solid oak edging
- WD-3: 1/8" wall aluminum tube with 1/4" solid oak veneer, u.n.o.
- WD-4: cabinet grade plywood, use for non visible surfaces only
- WD-5: pluma-ply or equiv.

DATE	ISSUE	REV
01/25/23	95% CD	
02/10/23	95% CD	1
03/17/23	100% CD	
04/28/23	BID SET	



X 430  
EXHIBIT 03  
CASEWORK



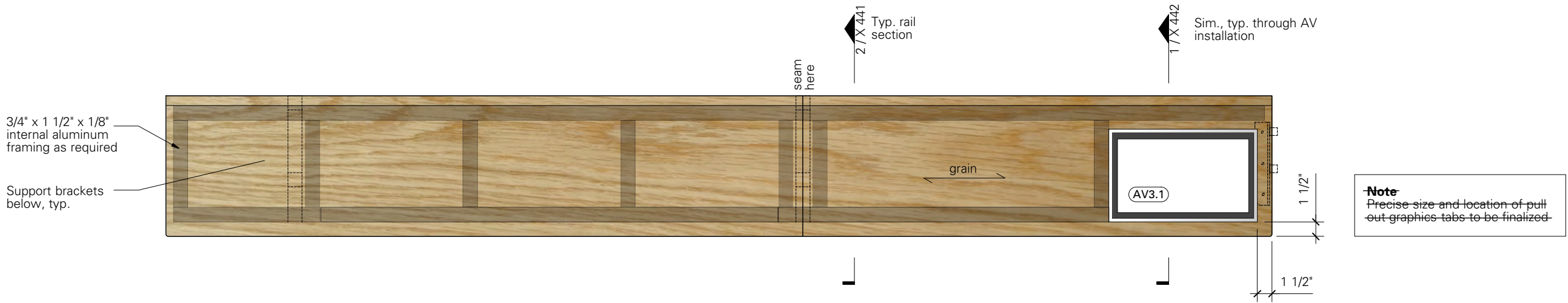
Bayard Cutting Arboretum  
Visitor Center  
Orientation Room Exhibition

Bayard Cutting Arboretum State Park  
440 Montauk Hwy  
Great River NY 11739

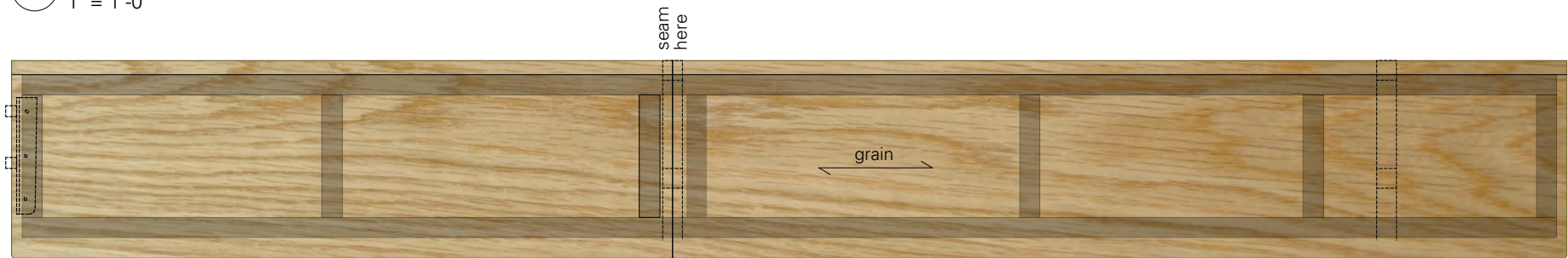
Consultants

Architect

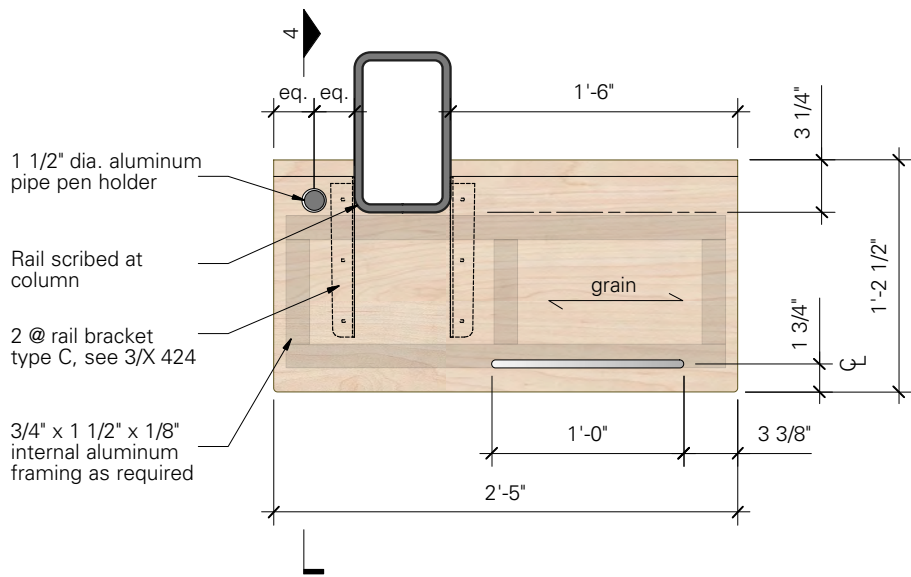
MBB Architects  
48 W 37th St, 14th Flr  
New York NY 10018 (212)  
768-7676



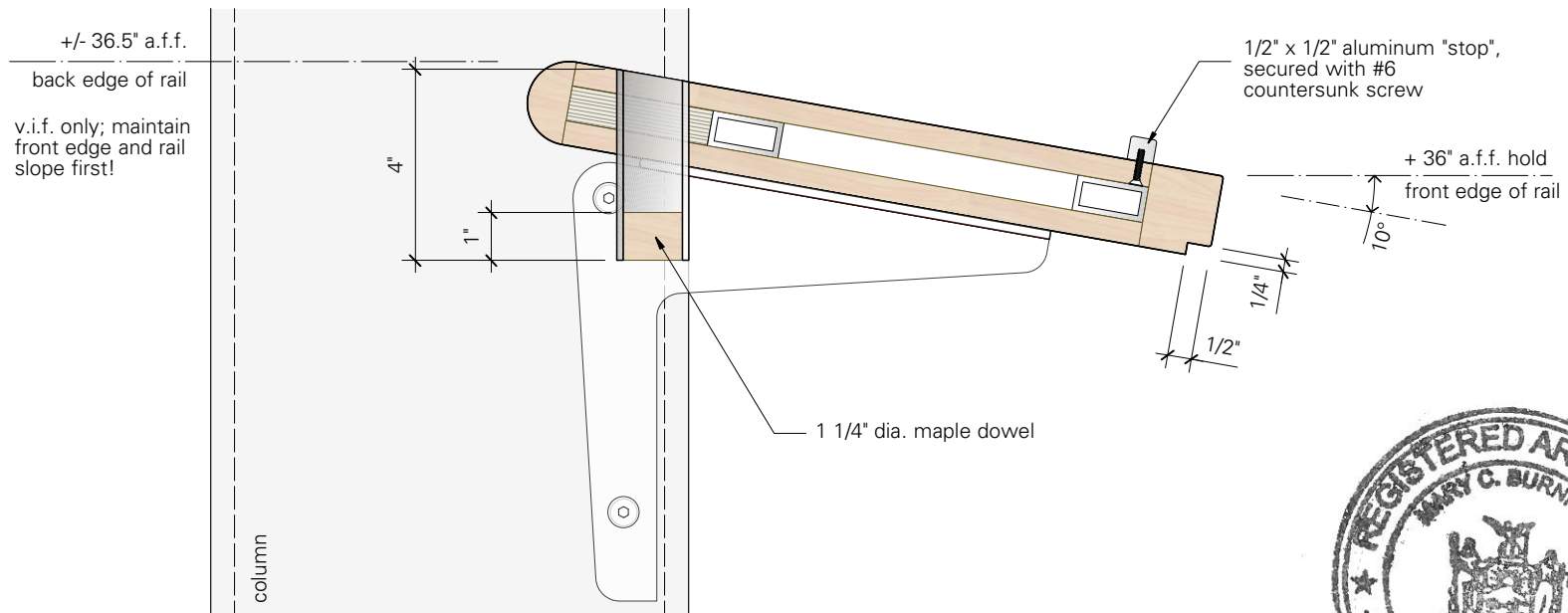
1 PLAN: LANDSCAPE HISTORY RAIL 1  
1" = 1'-0"



2 PLAN: LANDSCAPE HISTORY RAIL 2  
1" = 1'-0"



3 PLAN: VISITOR COMMENT RAIL  
1" = 1'-0"



3 SECTION: VISITOR COMMENT RAIL  
3" = 1'-0"



DATE	ISSUE	REV
02/10/23	95% CD	
03/17/23	100% CD	
04/28/23	BID SET	
0823/23	Amendment 1	

**X 431**  
EXHIBITS 03  
CASEWORK



Bayard Cutting Arboretum  
Visitor Center  
Orientation Room Exhibition

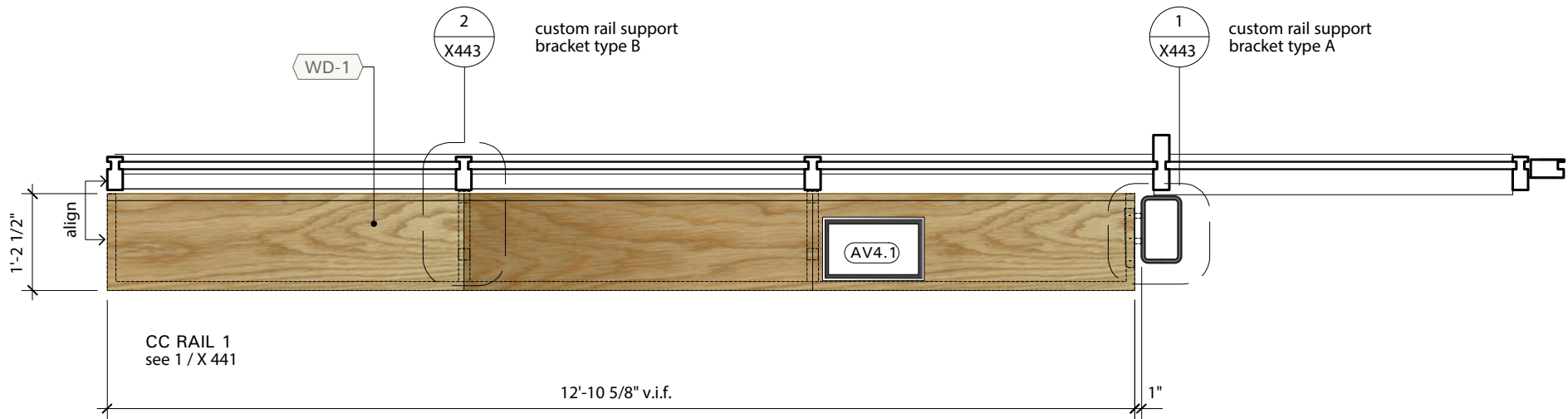
Bayard Cutting Arboretum State Park  
440 Montauk Hwy  
Great River NY 11739

Consultants

**Architect**  
MBB Architects  
48 W 37th St, 14th Flr  
New York NY 10018 (212)  
768-7676



1 ELEVATION  
1/2" = 1'-0"



2 PLAN: EXHIBIT 04 'CLIMATE and CONSERVATION'  
1/2" = 1'-0"

MATERIAL KEY

WD-1: White oak veneer plywood

WD-2: Solid oak edging

WD-3: 1/8" wall aluminum tube with 1/4" solid oak veneer, u.n.o.

WD-4: cabinet grade plywood, use for non visible surfaces only

WD-5: pluma-ply or equiv.

DATE	ISSUE	REV
01/25/23	95% CD	
02/10/23	95% CD	1
03/17/23	100% CD	
04/28/23	BID SET	



**X 440**  
EXHIBIT 04  
CASEWORK



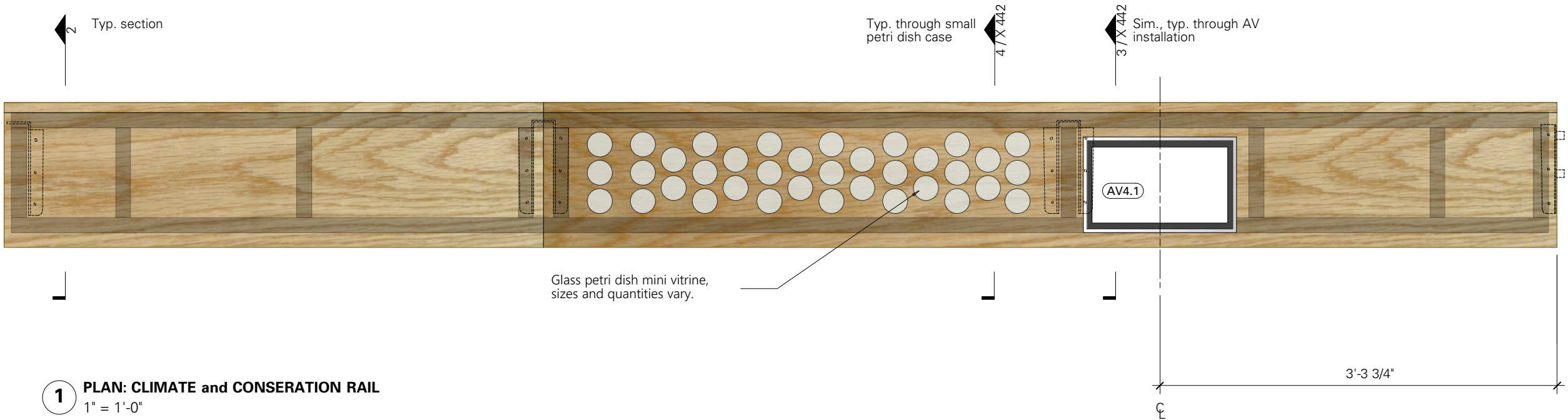
**Bayard Cutting Arboretum  
Visitor Center  
Orientation Room Exhibition**

Bayard Cutting Arboretum State Park  
440 Montauk Hwy  
Great River NY 11739

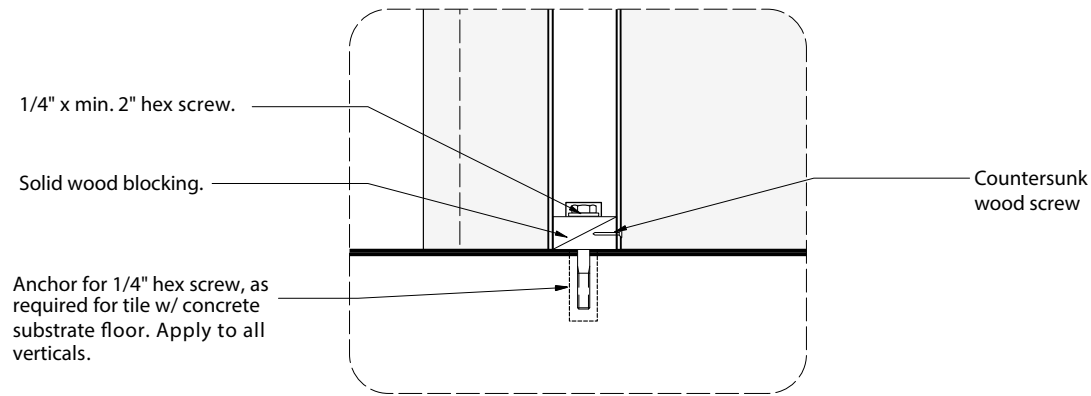
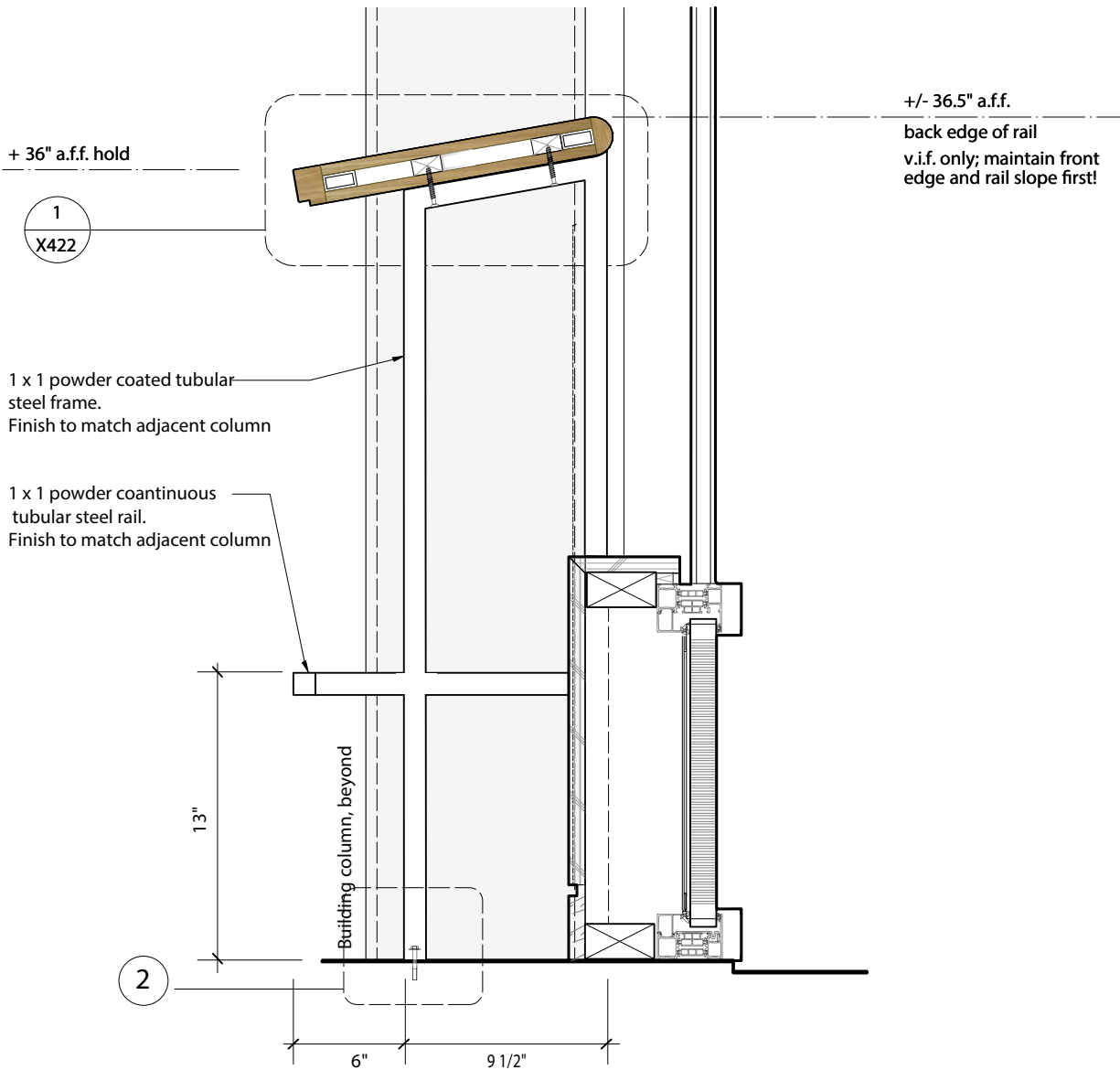
**Consultants**

**Architect**

MBB Architects  
48 W 37th St, 14th Flr  
New York NY 10018 (212)  
768-7676



**1 PLAN: CLIMATE and CONSERATION RAIL**  
1" = 1'-0"



**2 DETAIL**  
3" = 1'-0"

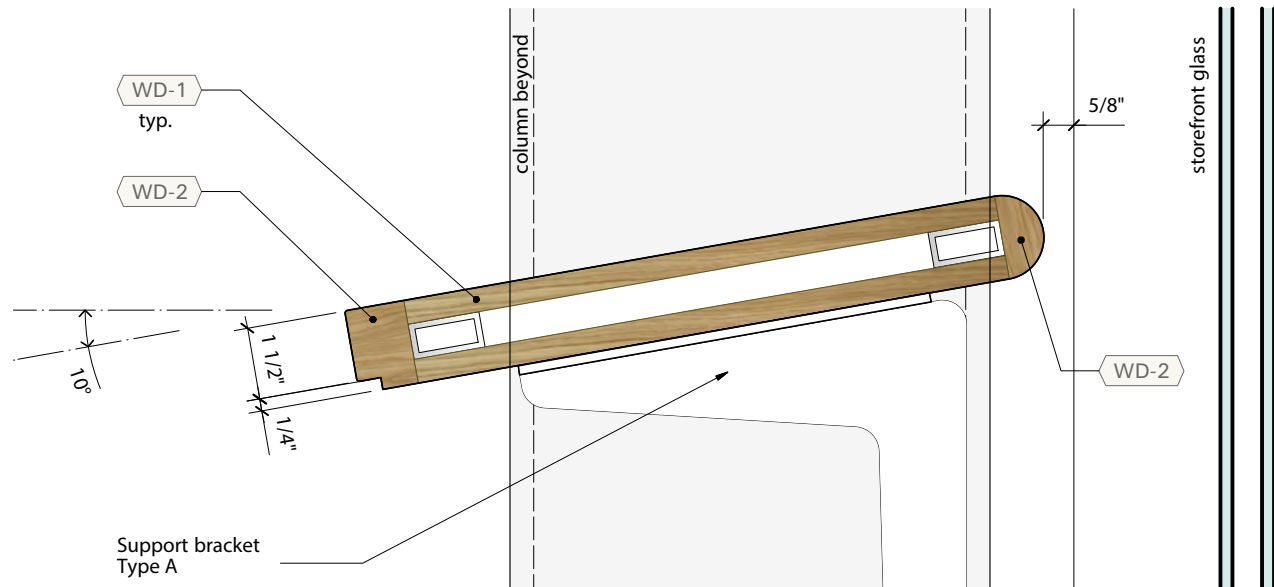
DATE	ISSUE	REV
02/10/23	95% CD	
03/17/23	100% CD	
04/28/23	BID SET	



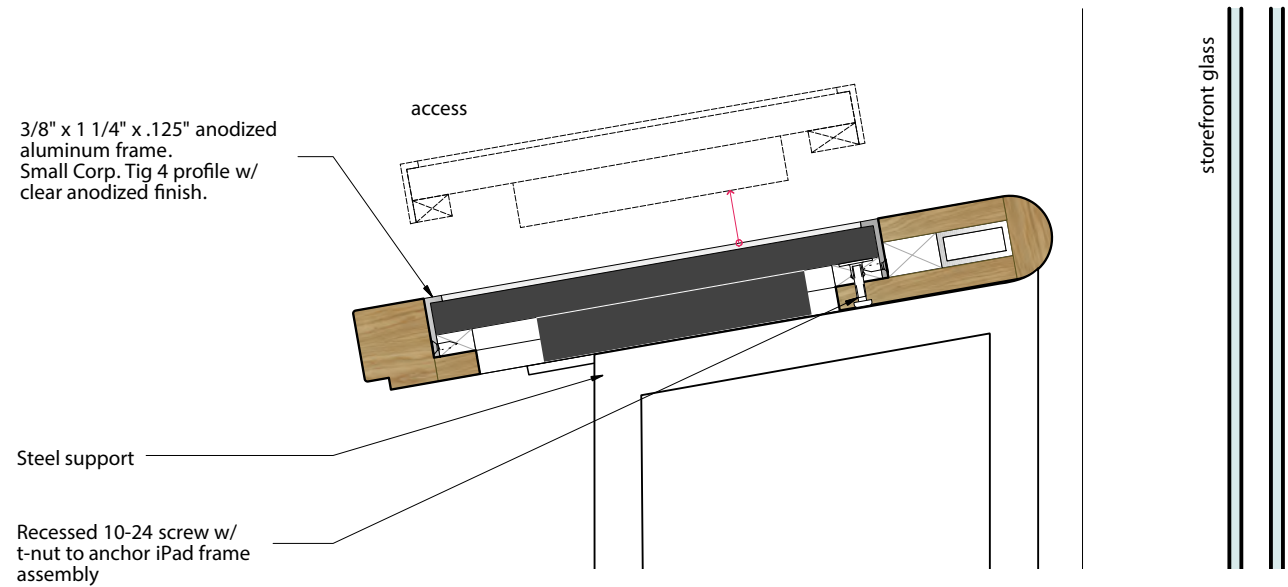
**X 441**

EXHIBITS 04 and 06  
CASEWORK

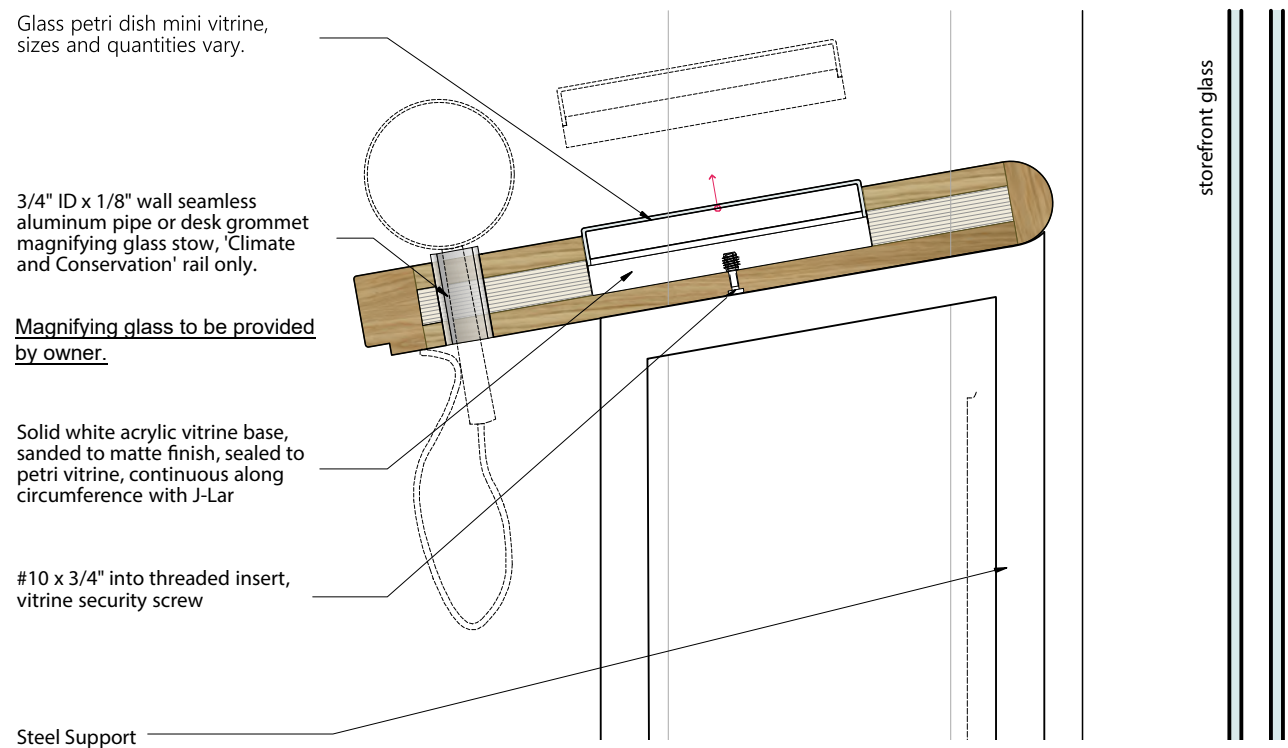




**1 SECTION at AV INSTALLATION**  
3" = 1'-0"



**3 SECTION at AV INSTALLATION**  
3" = 1'-0"



**4 SECTION at PETRI MINI VITRINE**  
3" = 1'-0"

**Bayard Cutting Arboretum  
Visitor Center  
Orientation Room Exhibition**

Bayard Cutting Arboretum State Park  
440 Montauk Hwy  
Great River NY 11739

**Consultants**

**Architect**

MBB Architects  
48 W 37th St, 14th Flr  
New York NY 10018 (212)  
768-7676

DATE	ISSUE	REV
01/25/23	95% CD	
02/10/23	95% CD	1
03/17/23	100% CD	
04/28/23	BID SET	



**X 442**

EXHIBITS 03 and 04  
CASEWORK DETAILS

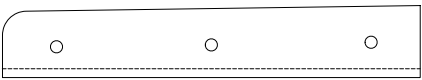


Bayard Cutting Arboretum  
Visitor Center  
Orientation Room Exhibition

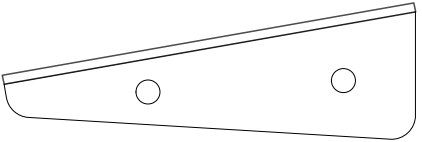
Bayard Cutting Arboretum State Park  
440 Montauk Hwy  
Great River NY 11739

Consultants

**Architect**  
MBB Architects  
48 W 37th St, 14th Flr  
New York NY 10018 (212)  
768-7676

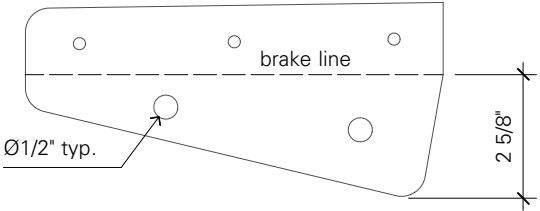


TOP VIEW



SIDE VIEW

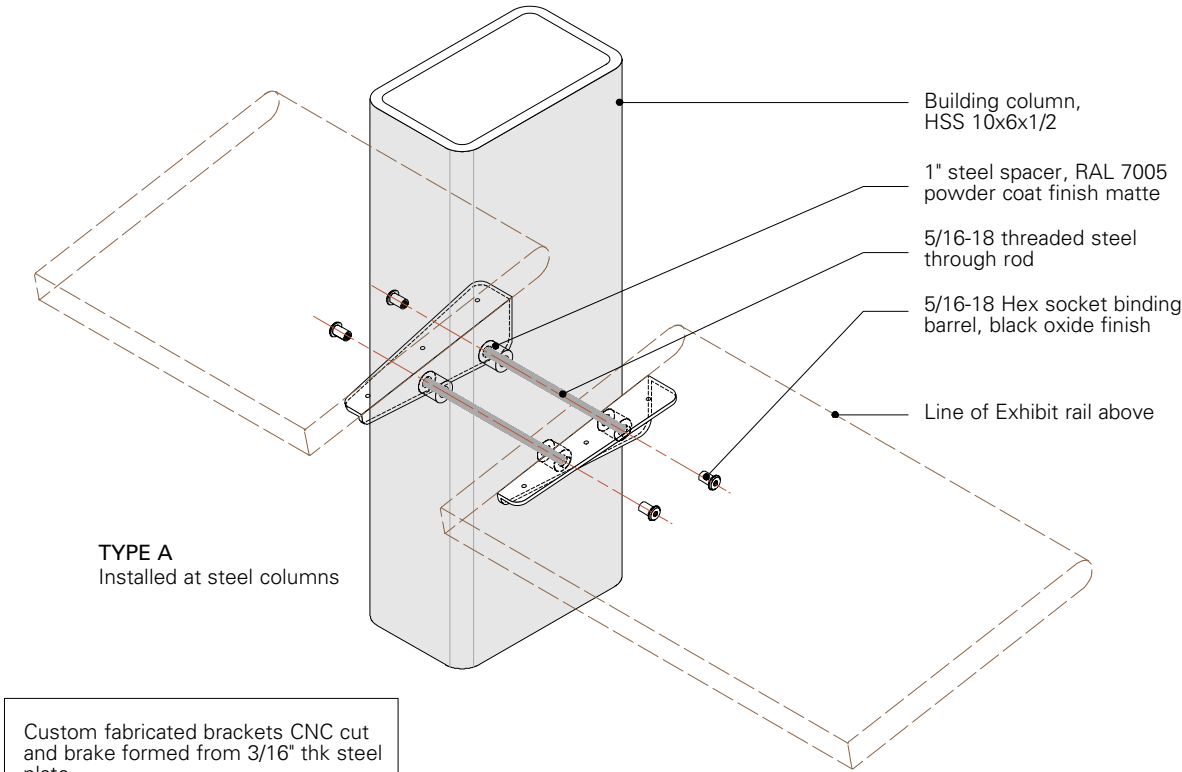
2 RAIL BRACKET TYPE A  
3" = 1'-0"



FLATTENED  
PIECE

DIMENSIONS SCHEMATIC,  
WILL BE FULLY ANNOTATED  
ONCE CONCEPT IS APPROVED

3 RAIL BRACKET TYPE B  
3" = 1'-0"



Custom fabricated brackets CNC cut  
and brake formed from 3/16" thk steel  
plate.

Powder coated finish:  
RAL 7005 Mouse Gray, Matte

REMOVED

REMOVED

1 EXHIBITION RAIL SUPPORT BRACKETS  
1 1/2" = 1'-0"

DATE	ISSUE	REV
02/10/23	95% CD	
03/17/23	100% CD	
04/28/23	BID SET	



X 443

EXHIBITS 03 and 04  
SUPPORT BRACKETS



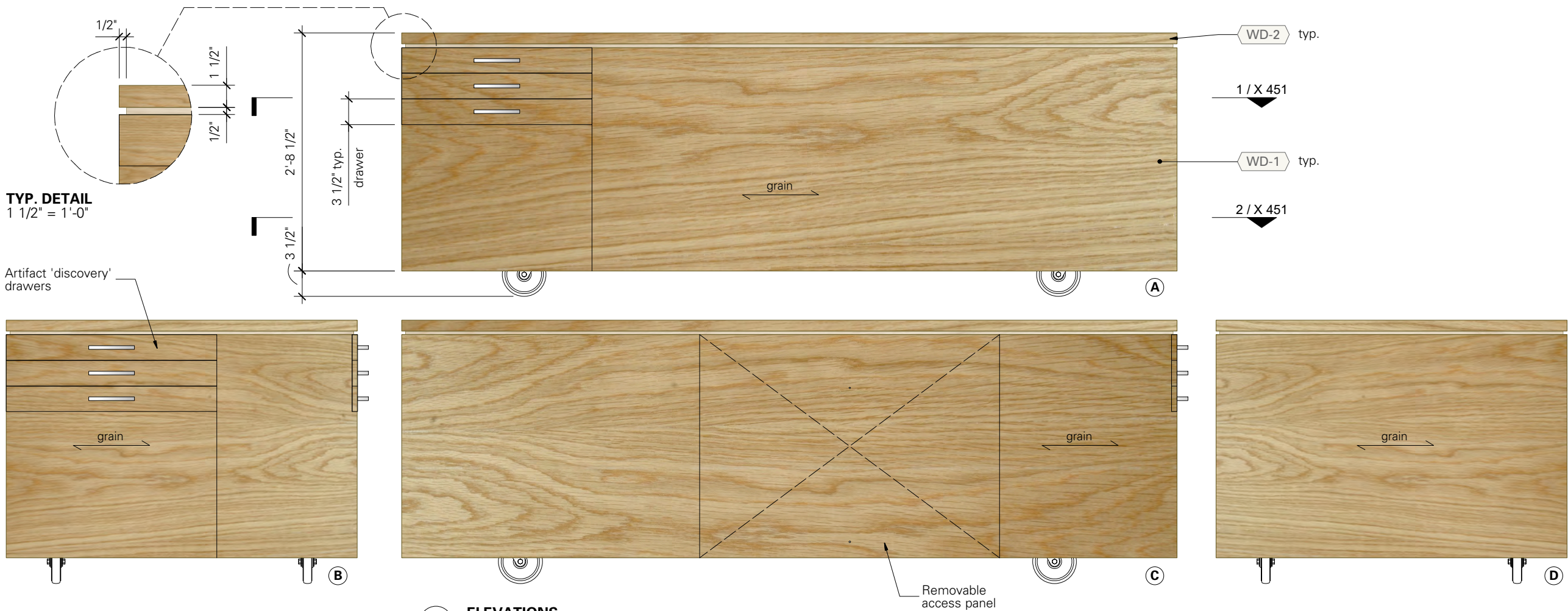
Bayard Cutting Arboretum  
Visitor Center  
Orientation Room Exhibition

Bayard Cutting Arboretum State Park  
440 Montauk Hwy  
Great River NY 11739

Consultants

Architect

MBB Architects  
48 W 37th St, 14th Flr  
New York NY 10018 (212)  
768-7676



1 ELEVATIONS  
3/4" = 1'-0"



2 PLAN EXHIBIT 05 'MAP INTERACTIVE'  
3/4" = 1'-0"

MATERIAL KEY		
WD-1:	White oak veneer plywood	
WD-2:	Solid oak edging	
WD-3:	1/8" wall aluminum tube with 1/4" solid oak veneer, u.n.o.	
WD-4:	cabinet grade plywood, use for non visible surfaces only	

DATE	ISSUE	REV
01/25/23	95% CD	
02/10/23	95% CD	1
03/17/23	BID SET	





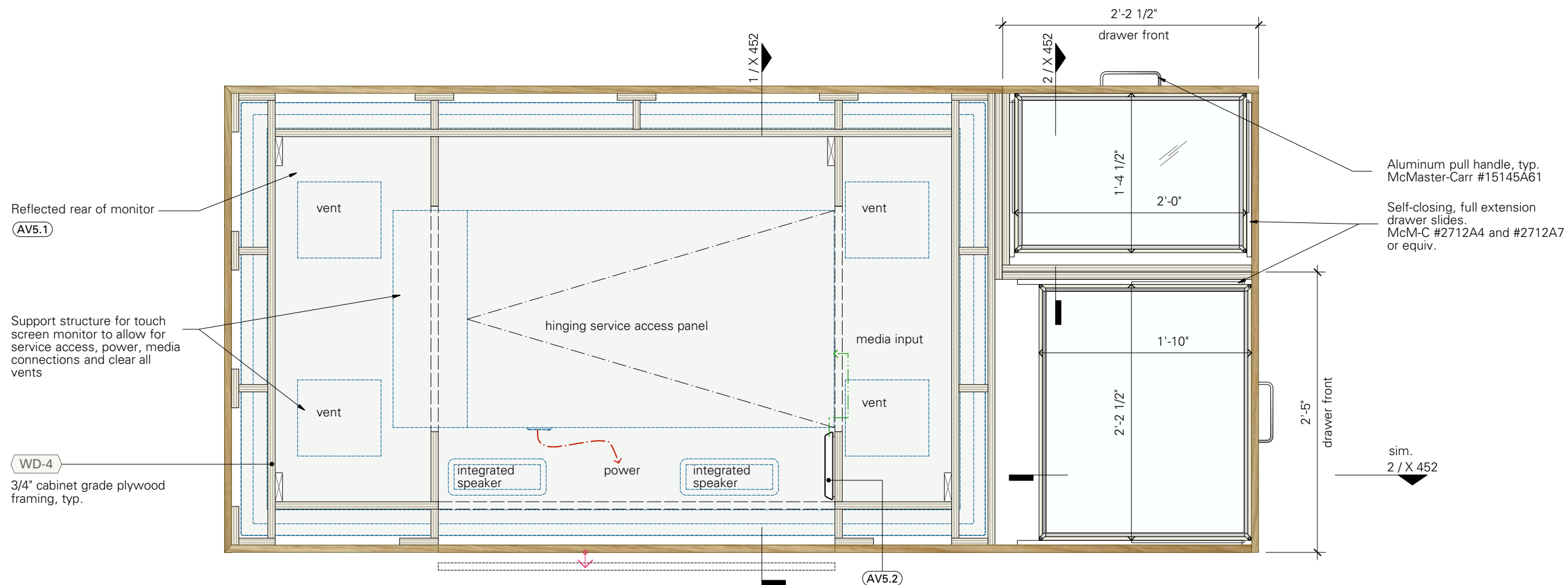
**Bayard Cutting Arboretum  
Visitor Center  
Orientation Room Exhibition**

Bayard Cutting Arboretum State Park  
440 Montauk Hwy  
Great River NY 11739

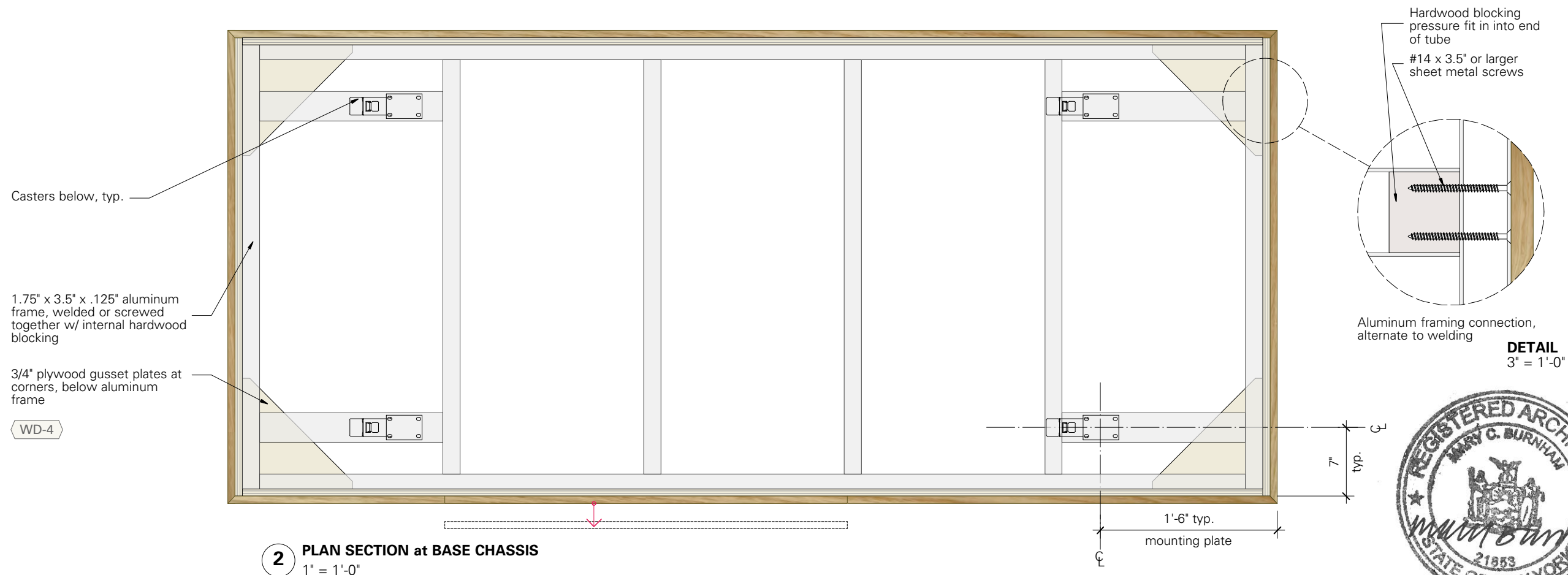
**Consultants**

**Architect**

MBB Architects  
48 W 37th St, 14th Flr  
New York NY 10018 (212)  
768-7676



**1 PLAN SECTION below MONITOR**  
1" = 1'-0"



DATE	ISSUE	REV
01/25/23	95% CD	
02/10/23	95% CD	1
03/17/23	BID SET	



**X 451**  
EXHIBIT 05  
CASEWORK DETAILS



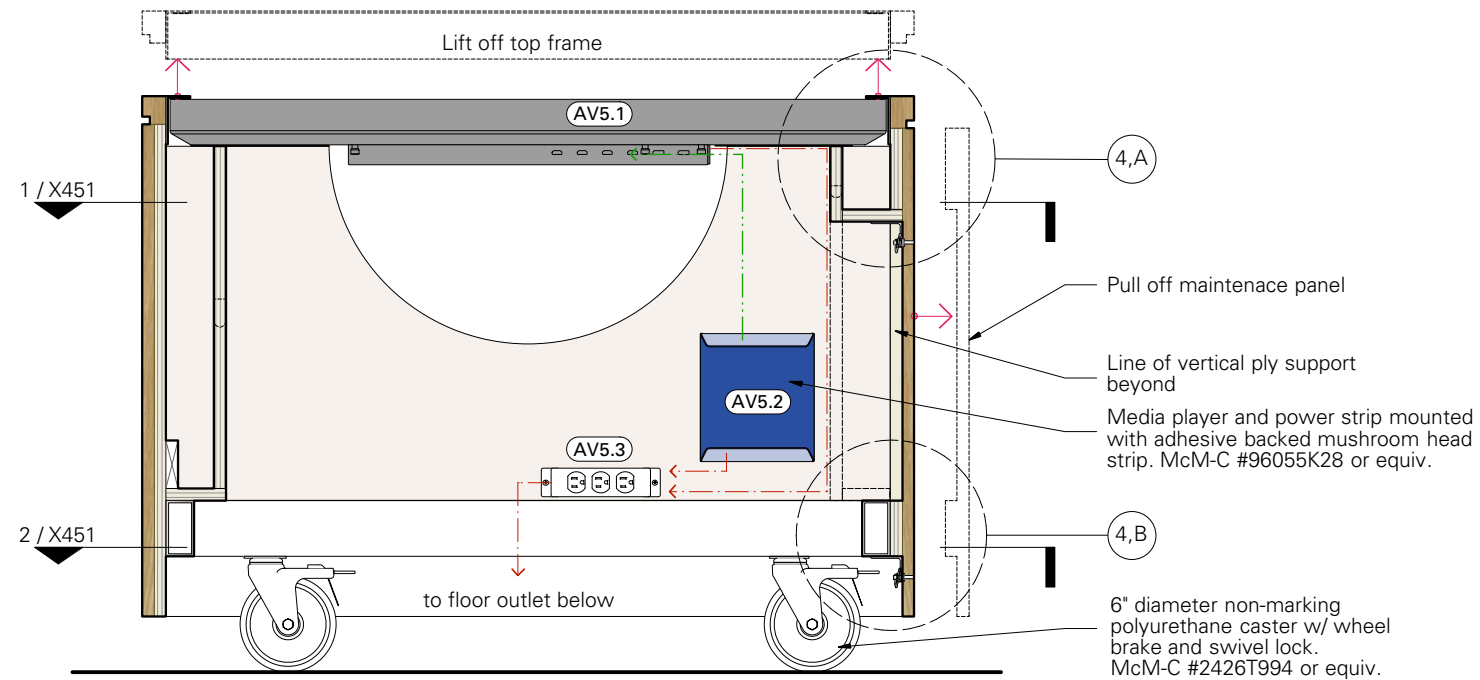
**Bayard Cutting Arboretum  
Visitor Center  
Orientation Room Exhibition**

Bayard Cutting Arboretum State Park  
440 Montauk Hwy  
Great River NY 11739

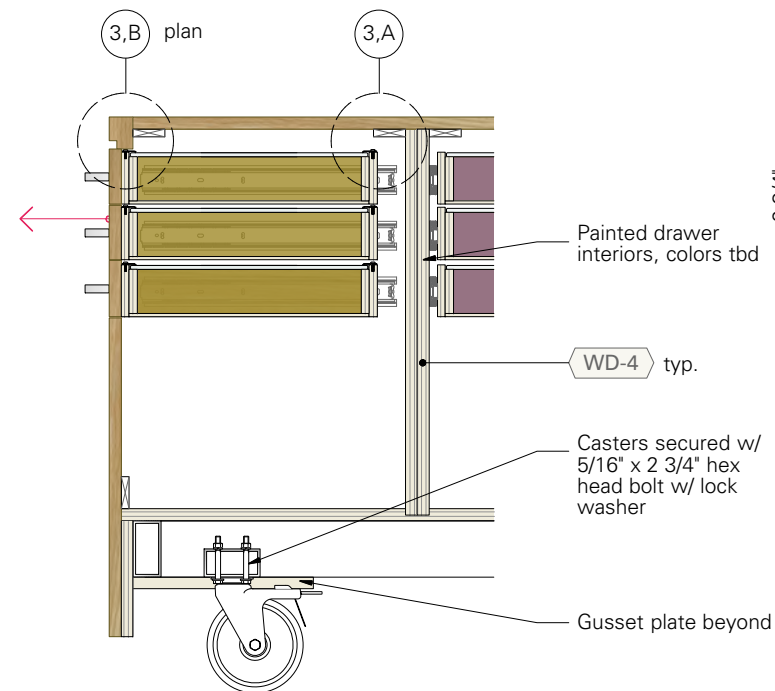
**Consultants**

**Architect**

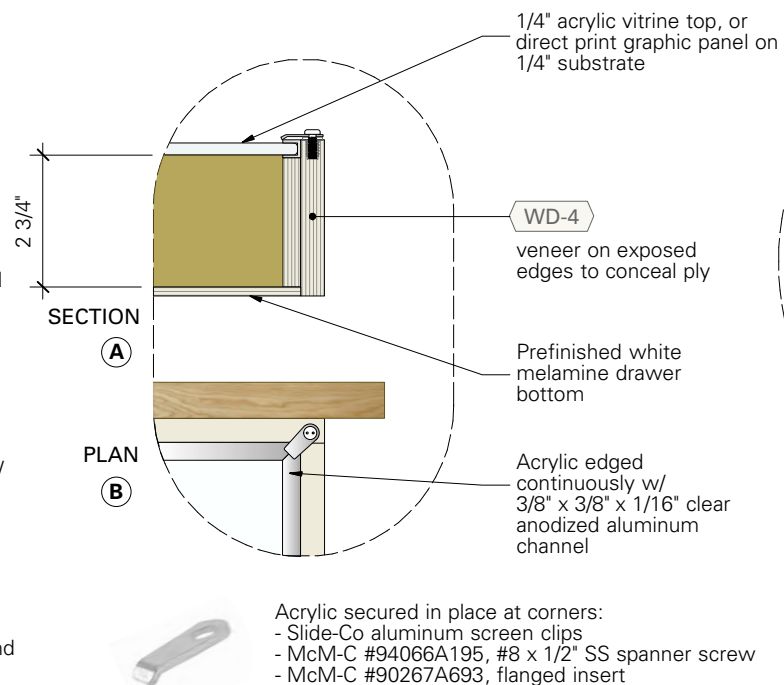
MBB Architects  
48 W 37th St, 14th Flr  
New York NY 10018 (212)  
768-7676



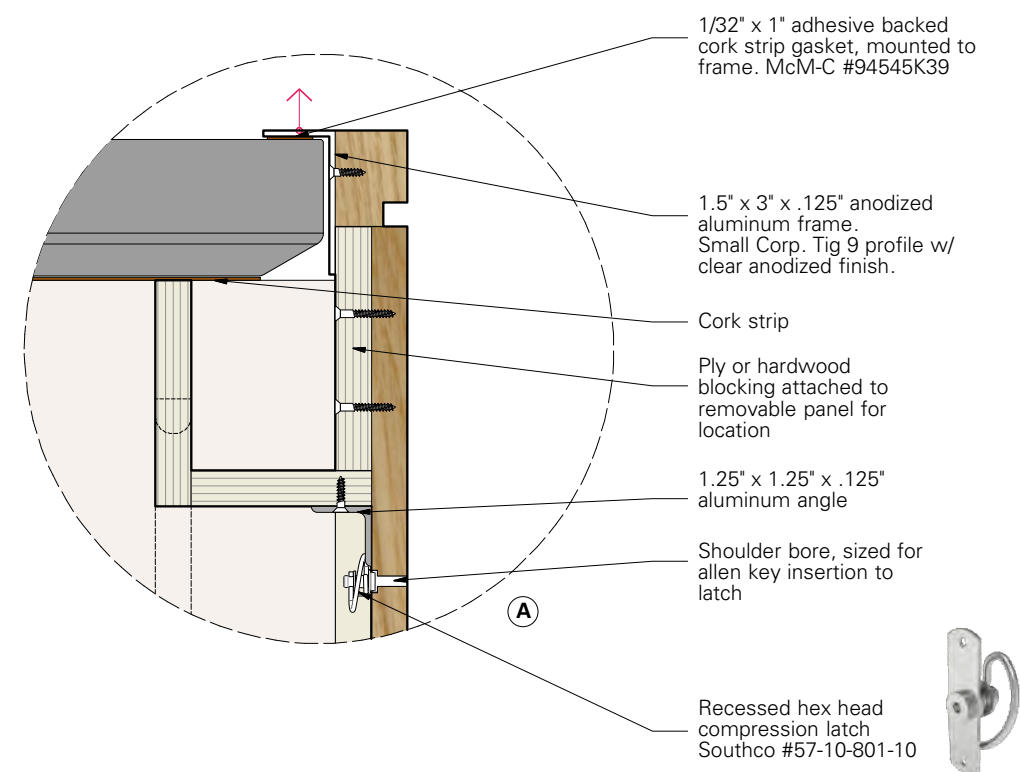
**1 SECTION at MONITOR**  
1" = 1'-0"



**2 SECTION through CONTENT DRAWERS**  
1" = 1'-0"



**3 TYPICAL DETAIL at DRAWER CORNER**  
3" = 1'-0"



**4 DETAILS at AV ACCESS PANEL**  
3" = 1'-0"

Bid shall include dividers at content drawers: interlocking notched removable lengths of 3/8" Baltic bird plywood, (10) per draw



**X 452**

EXHIBIT 05  
CASEWORK DETAILS

DATE	ISSUE	REV
01/25/23	95% CD	
02/10/23	95% CD	1
03/17/23	100% C D	
04/28/23	BID SET	